




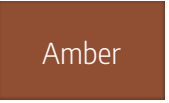


STORAGE SHEDS

PENT™ SHED



10 Year WARRANTY

Model	4' x 6'
Sizes (L x W x H)	175 x 117.5 x 203 cm 5'9" x 3'10" x 6'8"
Covering Area	2.1 m ² 22 ft ²
Volume	3.4 m ³ 120.2 ft ³

Structure	 Aluminum Silver	
Wall Colors	    	
Panel Glazing	 Roof Solid Thermo PC 0.9 mm Clear	 Walls Solid Thermo PC 1 mm Opaque
Light Transmission	10 %	0 %
Wind Resistance	90 km/hr 56 ml/hr	
Snowload <small>50% margin of safety</small>	75 kg/m ² 15.4 lbs/ft ²	