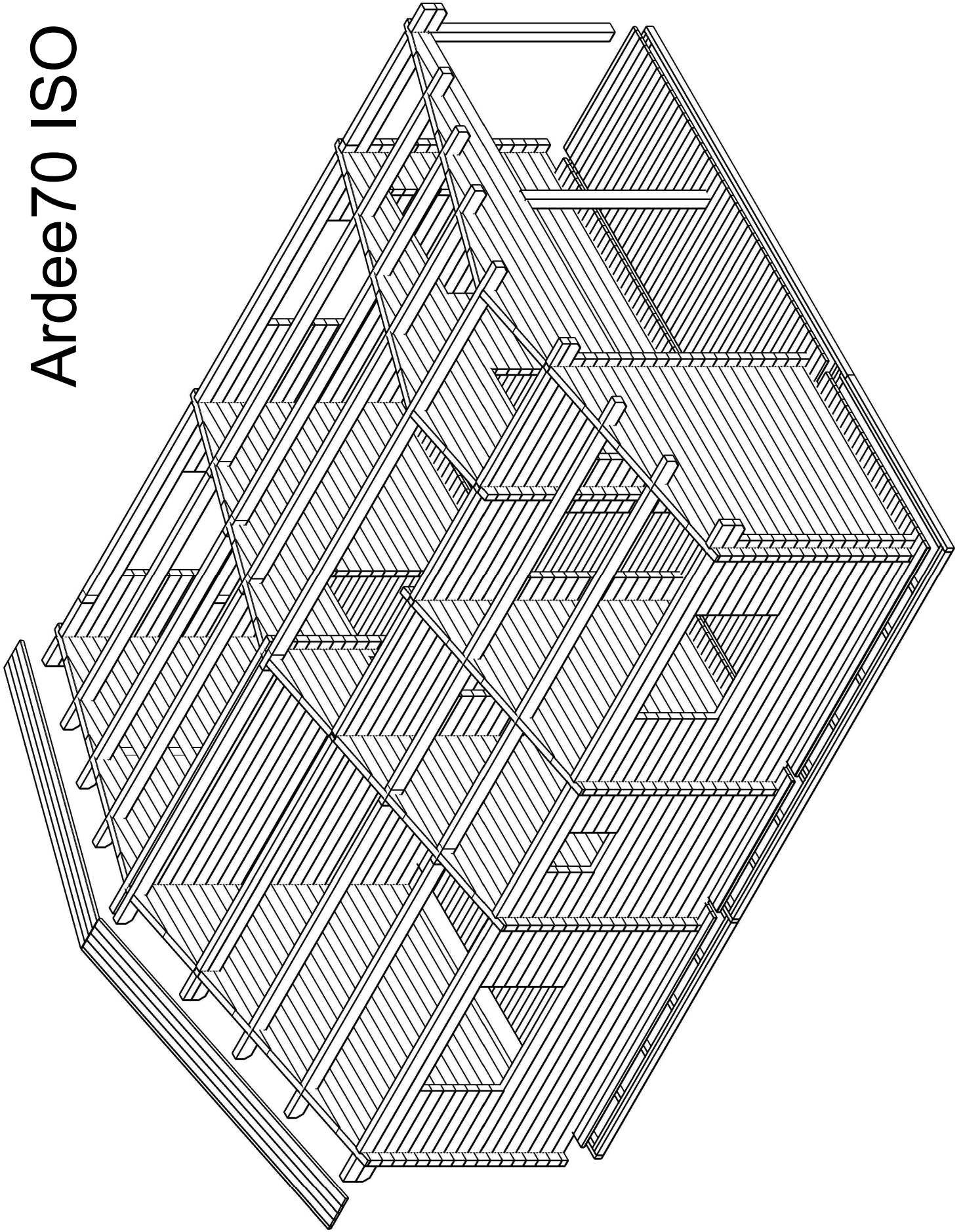
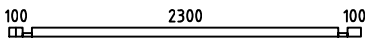
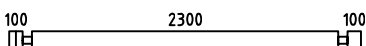
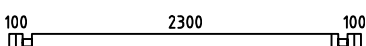
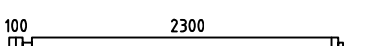
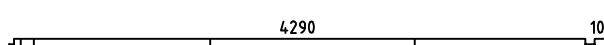

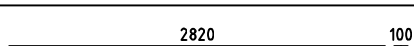















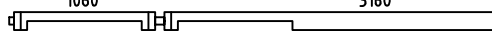


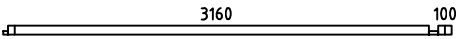

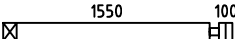
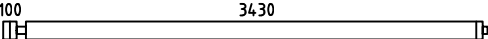







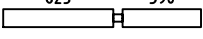













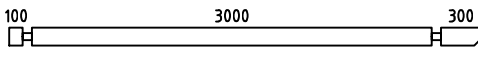
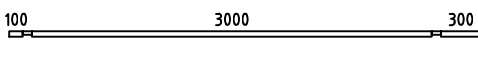
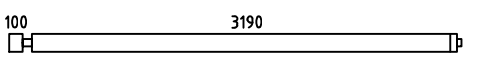

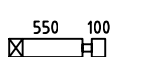




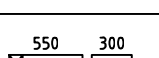
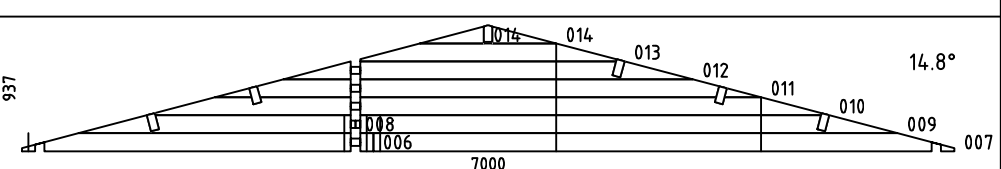
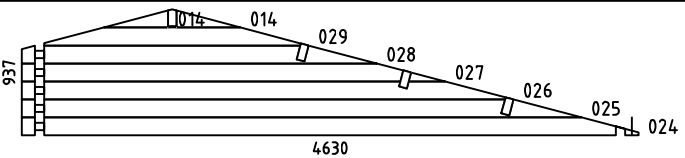
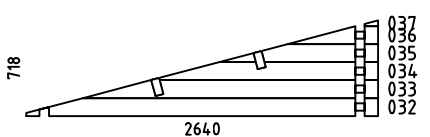
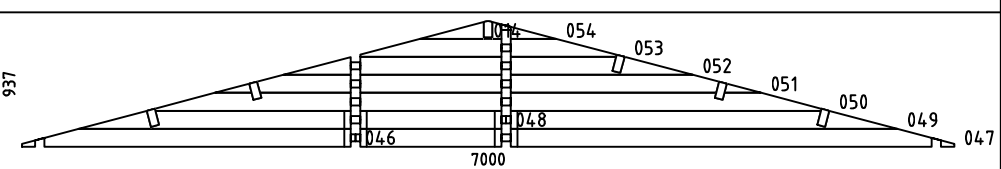
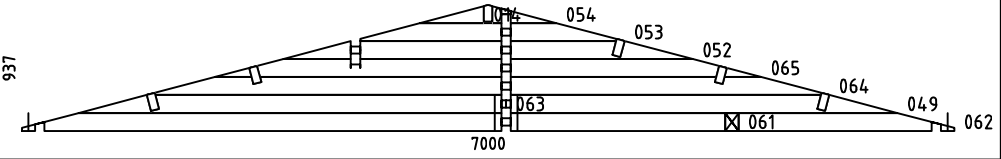

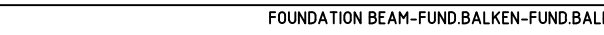

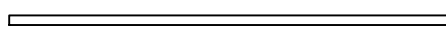



Ardee70 ISO



Pos	Specification-Spezifikation-Specificatie Ardee70 ISO	St.	Profile (mm)	Length (mm)
001		1	70x68	2640
002		14	70x135	2640
003		1	70x135	2640
004		1	70x135	2505
005		1	70x135	4495
015		1	70x68	690
016		1	70x68	2990
017		29	70x135	690
018		7	70x135	2990
019		1	70x135	2990
020		6	70x135	980
021		6	70x135	650
022		1	70x135	4630
023		1	70x135	4630
030		2	70x68	2640
031		30	70x135	2640
038		1	70x68	270
039		1	70x68	2370
040		14	70x135	270
041		14	70x135	2370
042		1	70x135	2505
043		1	70x135	4495
044		1	70x135	3635
045		1	70x135	3365
055		1	70x68	3635
Kood	Materjal	File	Ardee70 ISO.dwg	Leht 1/5

Pos	Specification-Spezifikation-Specificatie Ardee70 ISO	St.	Profile (mm)	Length (mm)
056		1	70x68	3365
057		8	70x135	5380
058		8	70x135	1720
059		8	70x135	3635
060		8	70x135	3365
066		4	70x135	4965
067		8	70x135	3205
068		4	70x135	3195
069		4	70x135	4975
070		28	70x135	980
071		3	70x135	3490
072		8	70x135	1485
073		1	70x135	5165
074		2	70x135	3405
075		1	70x135	3395
076		1	70x135	5175
077		15	70x135	360
078		15	70x135	690
079		15	70x135	690
080		5	70x135	5100
081		1	70x135	3395
082		1	70x135	5175
083		1	70x85	5165
084		1	70x85	3405
085		22	70x135	3340
Kood	Materjal	File	Ardee70 ISO.dwg	Leht 2/5











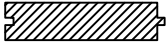






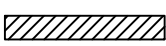







Pos	Specification-Spezifikation-Specificatie Ardee70 ISO	St.	Profile (mm)	Length (mm)
086		1	70x135	3540
087		1	70x41	3540
088		4	70x135	3395
089		4	70x135	5980
090		4	70x135	720
091		7	70x135	1910
092		1	70x135	5165
093		1	70x135	1770
094		1	70x135	5980
095		1	70x135	920
W1-1		1		
W2-1		1		
W3-1		1		
W4-1		1		
W5-1		1		
FB1	FOUNDATION BEAM-FUND.BALKEN-FUND.BALK 	7	44x70	4799
FB4	FOUNDATION BEAM-FUND.BALKEN-FUND.BALK 	3	44x70	4549
FB7	FOUNDATION BEAM-FUND.BALKEN-FUND.BALK 	10	44x70	4241
FB5	FOUNDATION BEAM-FUND.BALKEN-FUND.BALK 	6	44x70	3381
FB6	FOUNDATION BEAM-FUND.BALKEN-FUND.BALK 	6	44x70	3111




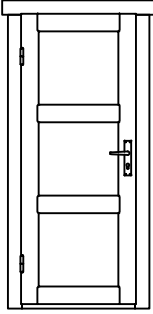
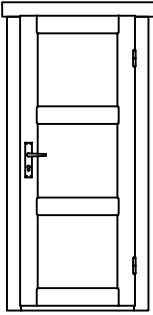
Kood

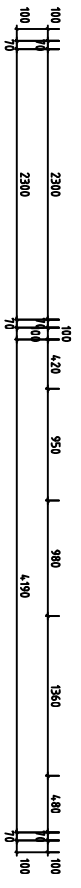
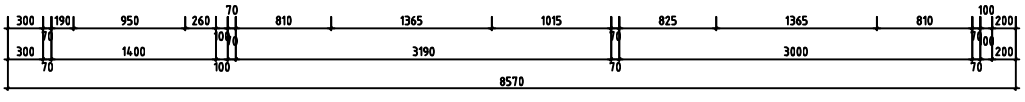
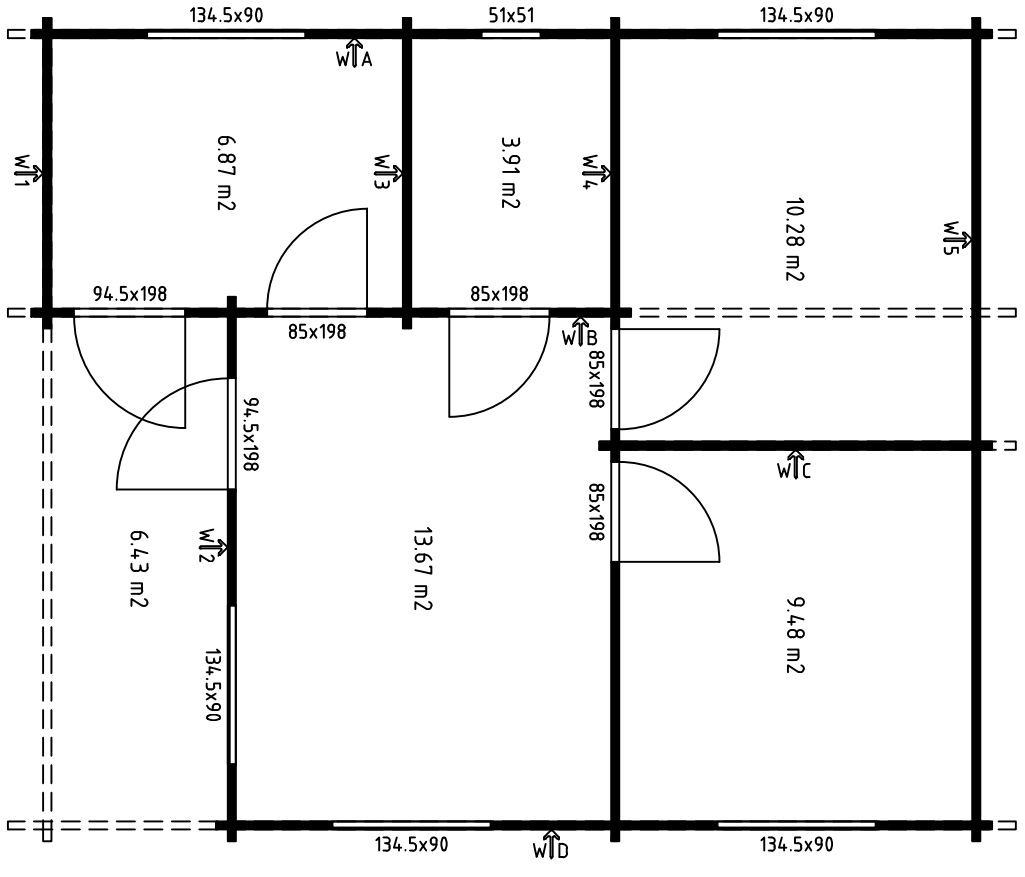
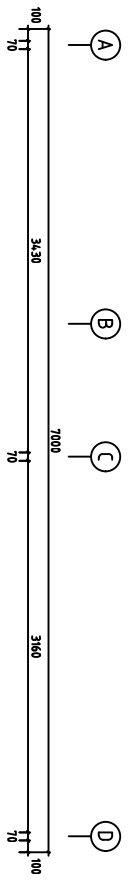
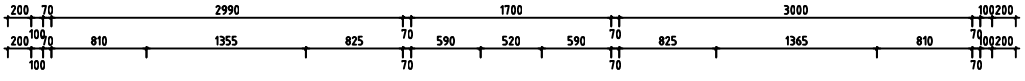
Materjal

File Ardee70 ISO.dwg

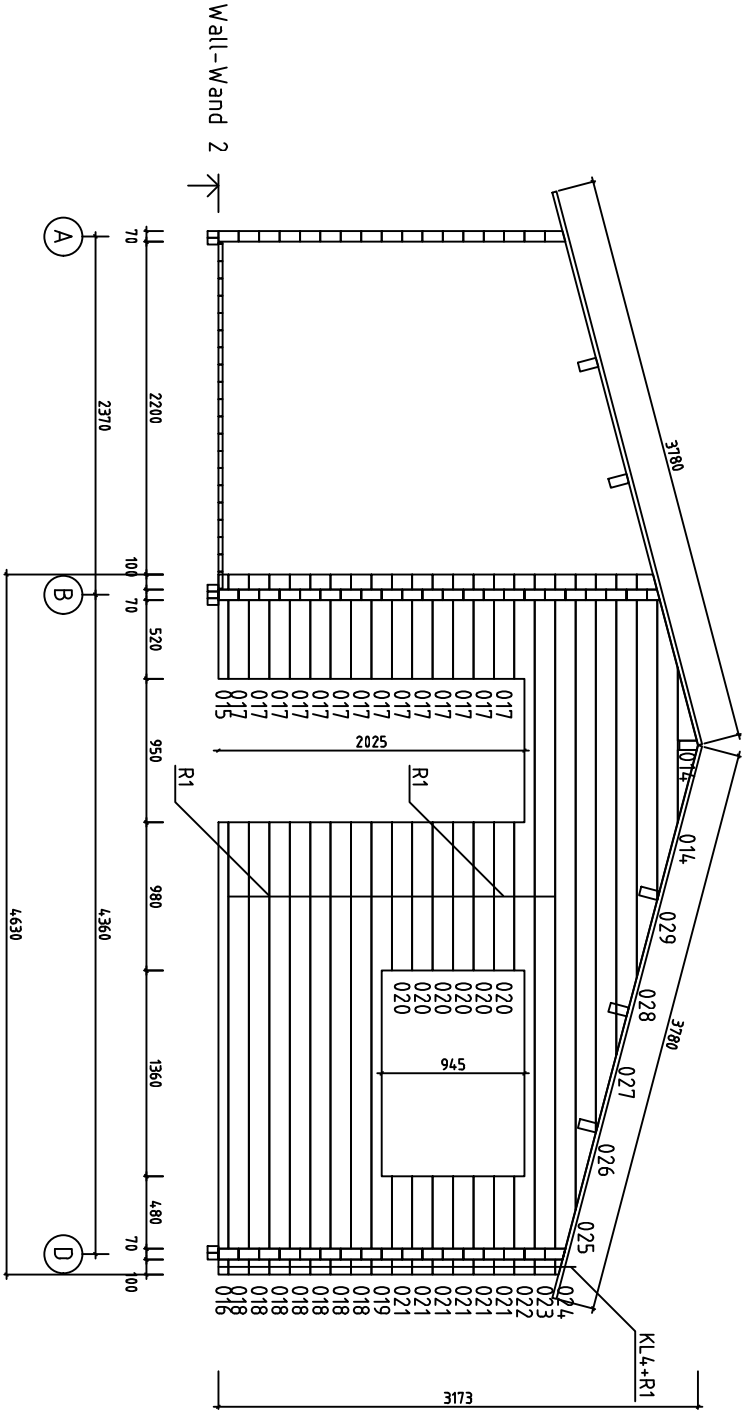
Leht 3/5

Pos	Specification-Spezifikation-Specificatie Ardee70 ISO	St.	Profile (mm)	Length (mm)
FB2	FOUNDATION BEAM-FUND.BALKEN-FUND.BALK 	7	44x70	3039
FB3	FOUNDATION BEAM-FUND.BALKEN-FUND.BALK 	14	44x70	2251
PR1	Purlin-Dakbalk-Dachpfette 	2	70x144	5265
PR3	Purlin-Dakbalk-Dachpfette 	1	70x144	5265
PR5	Purlin-Dakbalk-Dachpfette 	3	70x144	5265
PR2	Purlin-Dakbalk-Dachpfette 	5	70x144	3505
PR4	Purlin-Dakbalk-Dachpfette 	1	70x144	3505
VB-1	Floor board-Fussbodenbrett-Vloerplank 	38	114x28	3180
VB-2	Floor board-Fussbodenbrett-Vloerplank 	58	114x28	2990
VB-3	Floor board-Fussbodenbrett-Vloerplank 	21	114x28	2980
VB-4	Floor board-Fussbodenbrett-Vloerplank 	21	114x28	1690
DP-1	Roof board-Dachbrett-Dakplank 	152	114x28	3780
TB-1	Terrace board-Terrassendiele-Vlonderplank 	45	88x26	1565
P1	-POST 110x110 	1		2280
P2	-POST 110x110 	1		2340
	Base Board-Fussbleiste-Plinten 18x40x3000 	21	18x40	63rmt.
L-1	Eave Slat-Traufenleiste-Afdeklijst 	4	40x18	4285
L-2	Facia Board-Giebelblende-Gevelplank 	4	18x120	3820
L-3	Facia Slat-Giebelleiste-Gevellijst 	4	40x18	3820
R1-1	Pipe-Rohr-Buizen 	10		1000
KL-1	Threaded rod Set-Gewindestange Satz-Draadstang Set 	3		300
KL-2	Threaded rod Set-Gewindestange Satz-Draadstang Set 	1		580
KL-3	Threaded rod Set-Gewindestange Satz-Draadstang Set 	1		980
KL-4	Threaded rod Set-Gewindestange Satz-Draadstang Set 2 	4		2300
	Adjustable foot-Stellfuß+Schrauben 4x50 4stück für Post 	2		
Kood	Materjal	File	Ardee70 ISO.dwg	Leht 4/5

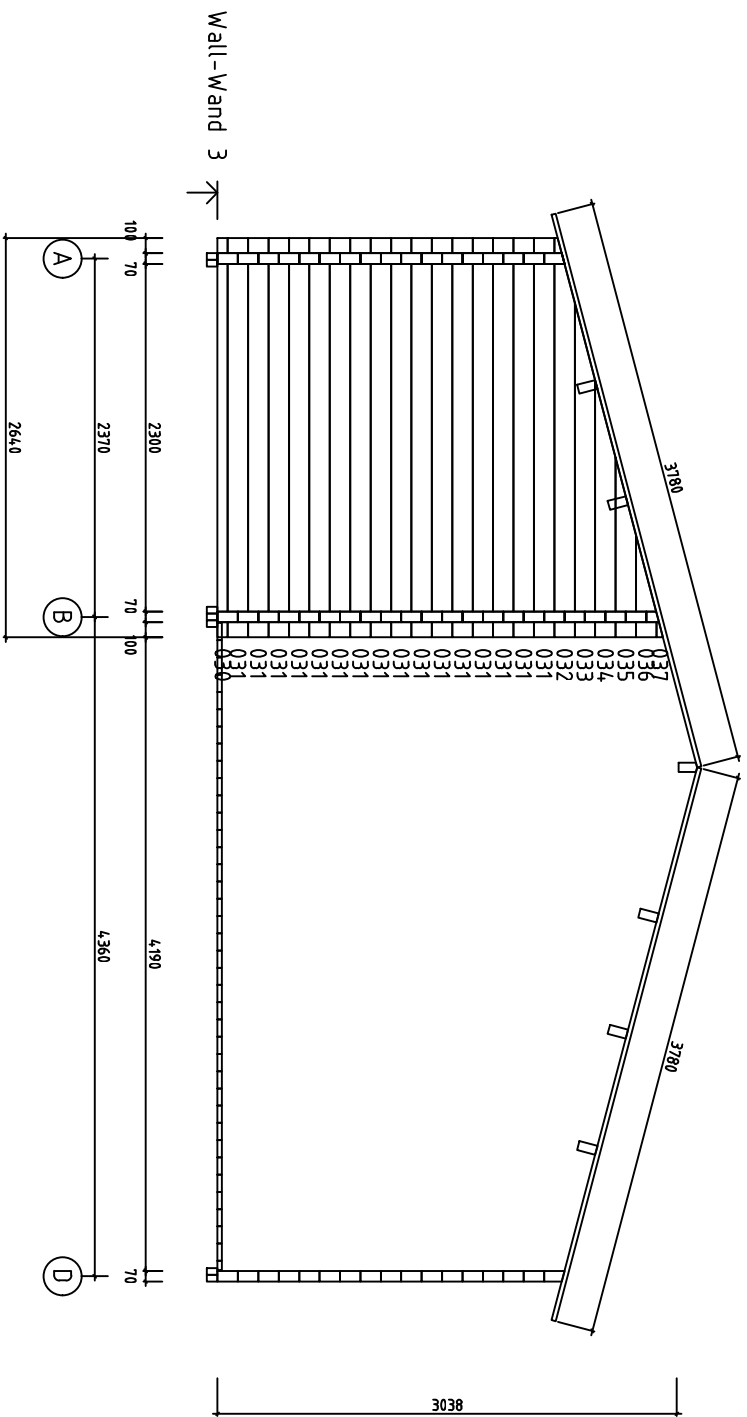
Pos	Specification-Spezifikation-Specificatie Ardee70 ISO	St.	Profile (mm)	Length (mm)
D1	Diamond 	2		
WD1	Wall Dowel-Wanddübel-Muurplug 	150		
	Door Set-Tür Satz-Deur Set 	4		
IND 85 x198 L	D00R 850x1980 	3		
IND 85 x198 R	D00R 850x1980 	1		
Kood	Materjal	File	Ardee70 ISO.dwg	Leht 5/5



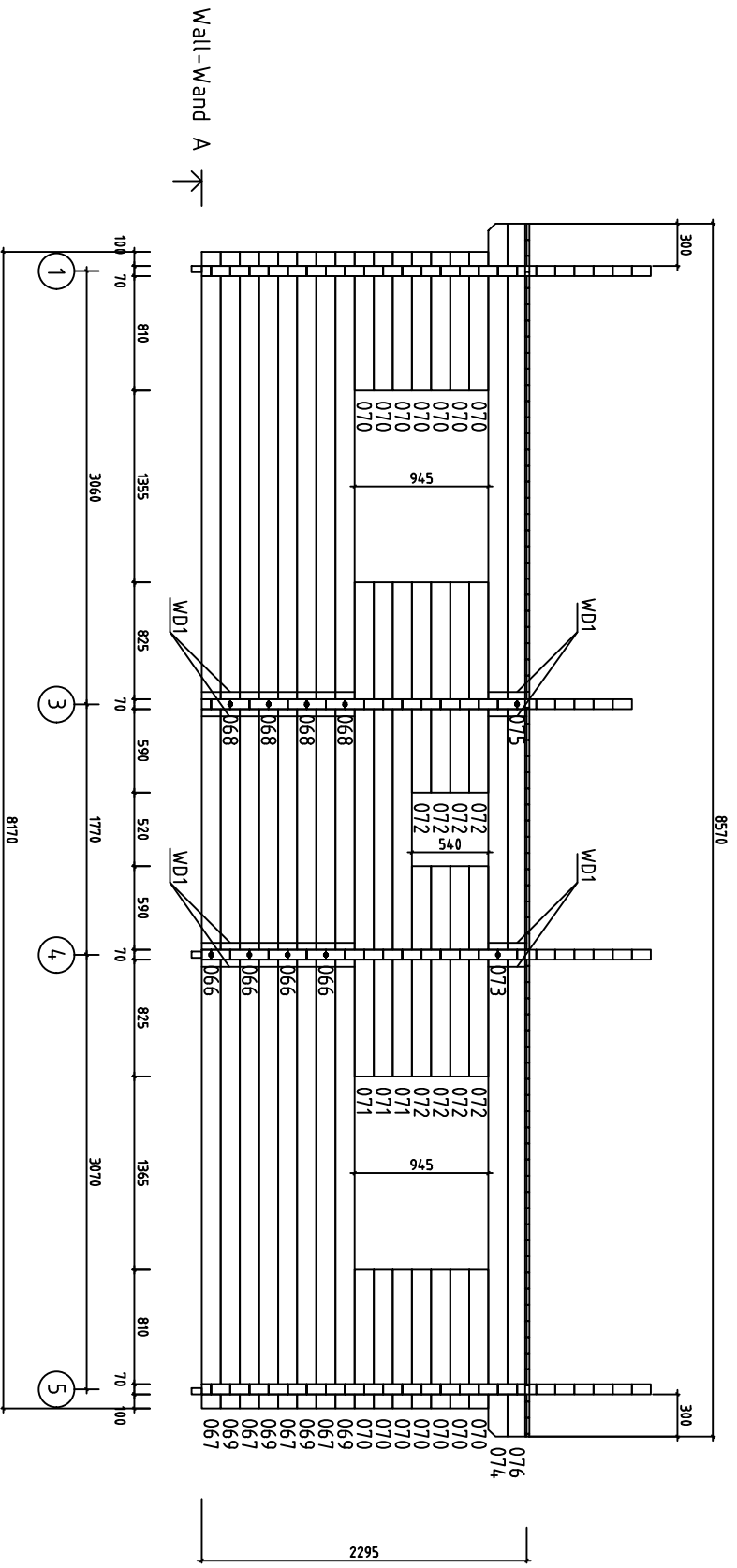
Model	Ardee70 ISO	Page	
Drawing	PLAN	Scale	1:50
Material		Date	08.01.2019
Company		File	Ardee70 ISO.dwg



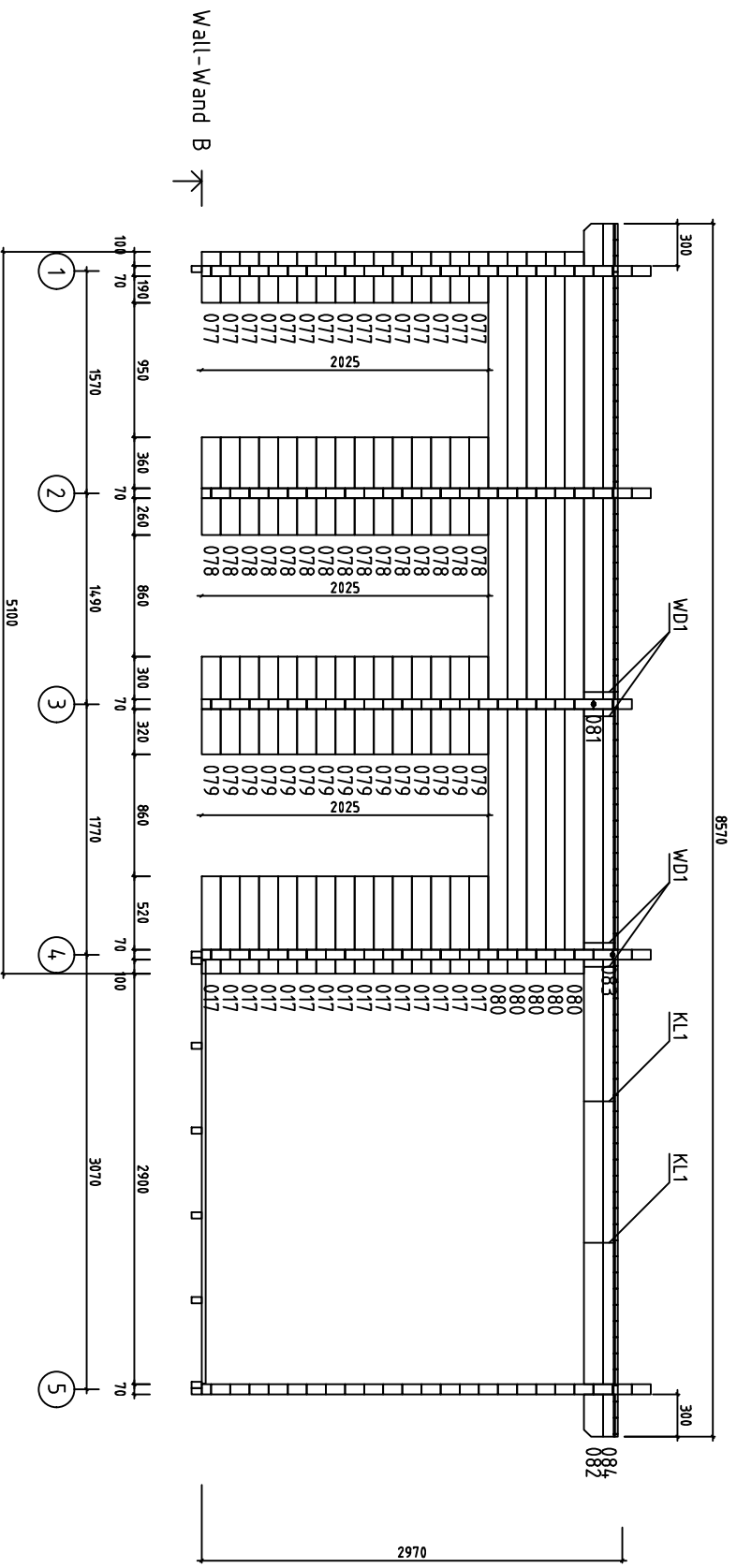
Model	Ardee70 ISO	Page	7
Drawing	WALL-WAND 2	Scale	1:50
Material	7x13.5	Date	08.01.2019
Company	File Ardee70 ISO.dwg		



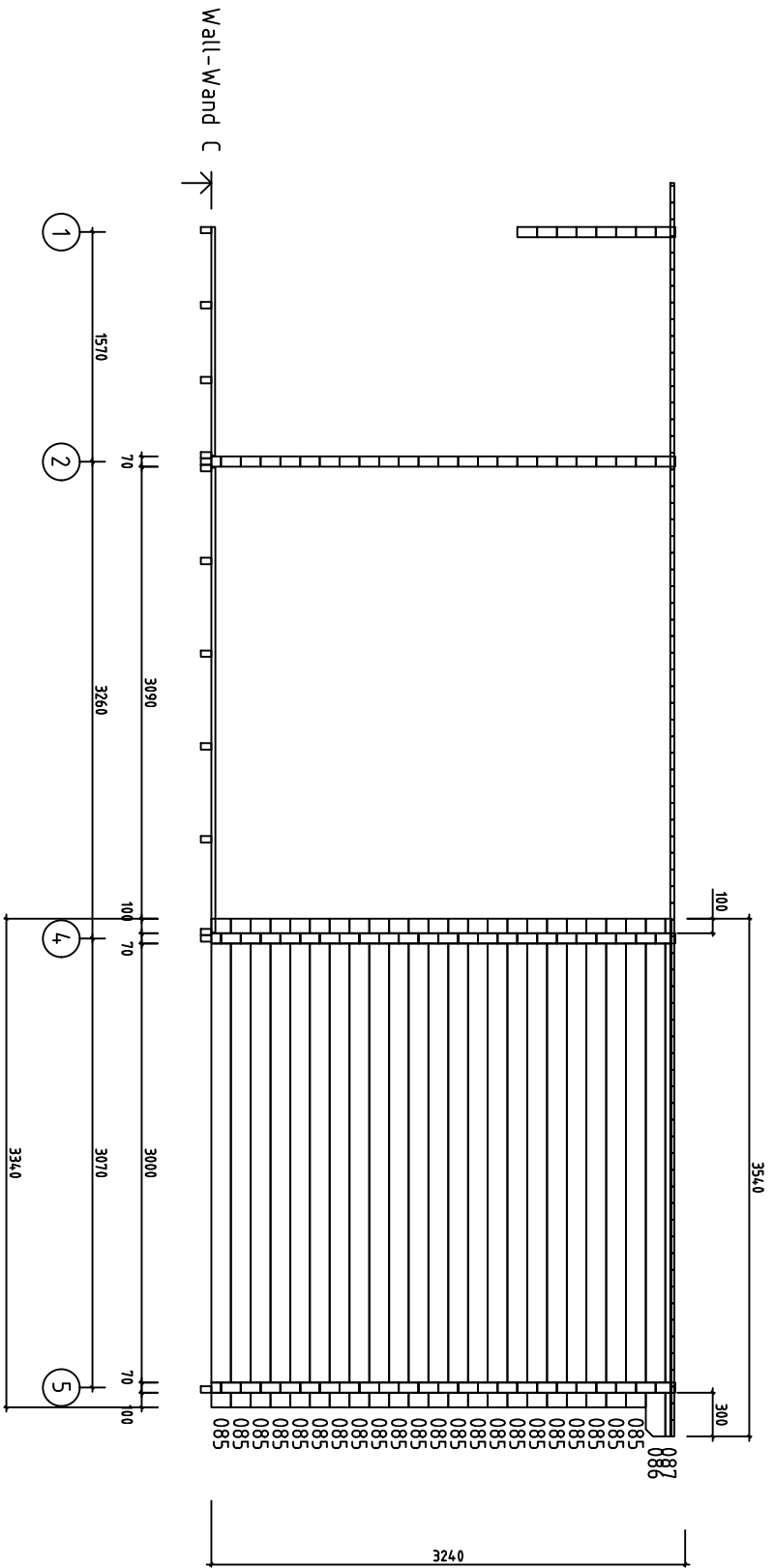
Model	Ardee70 ISO	Page	8
Drawing	WALL-WAND 3	Scale	1:50
Material	7x13.5	Date	08.01.2019
Company	File Ardee70 ISO.dwg		



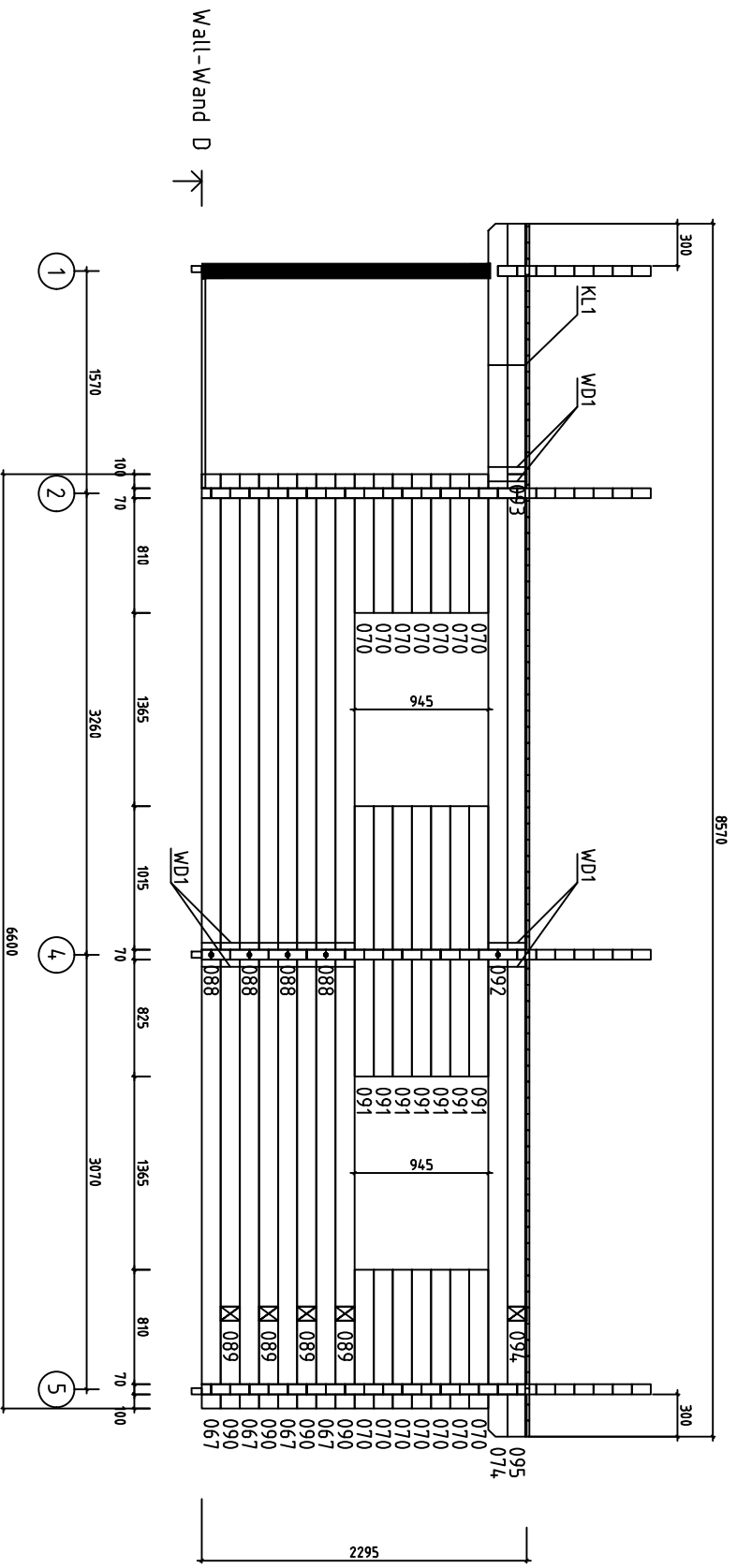
Model	Ardee70 ISO	Page	2
Drawing	WALL-WAND A	Scale	1:50
Material	7x13.5	Date	08.01.2019
Company	File Ardee70 ISO.dwg		



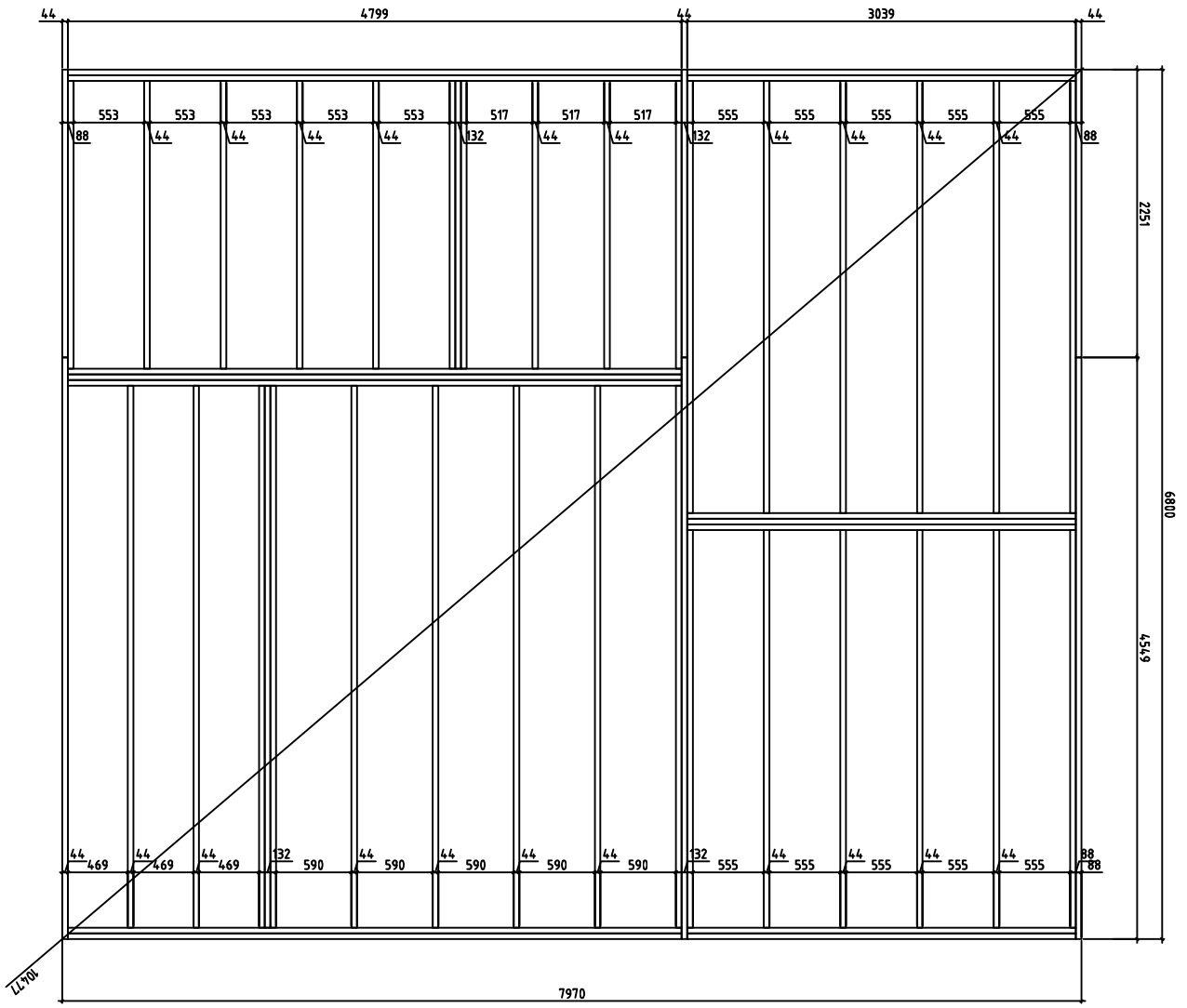
Model	Ardee70 ISO	Page	3
Drawing	WALL-WAND B	Scale	1:50
Material	7x13.5	Date	08.01.2019
Company	File Ardee70 ISO.dwg		



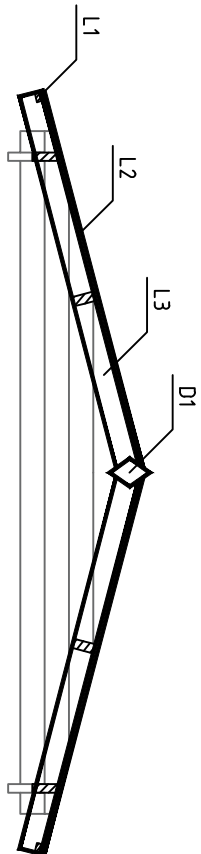
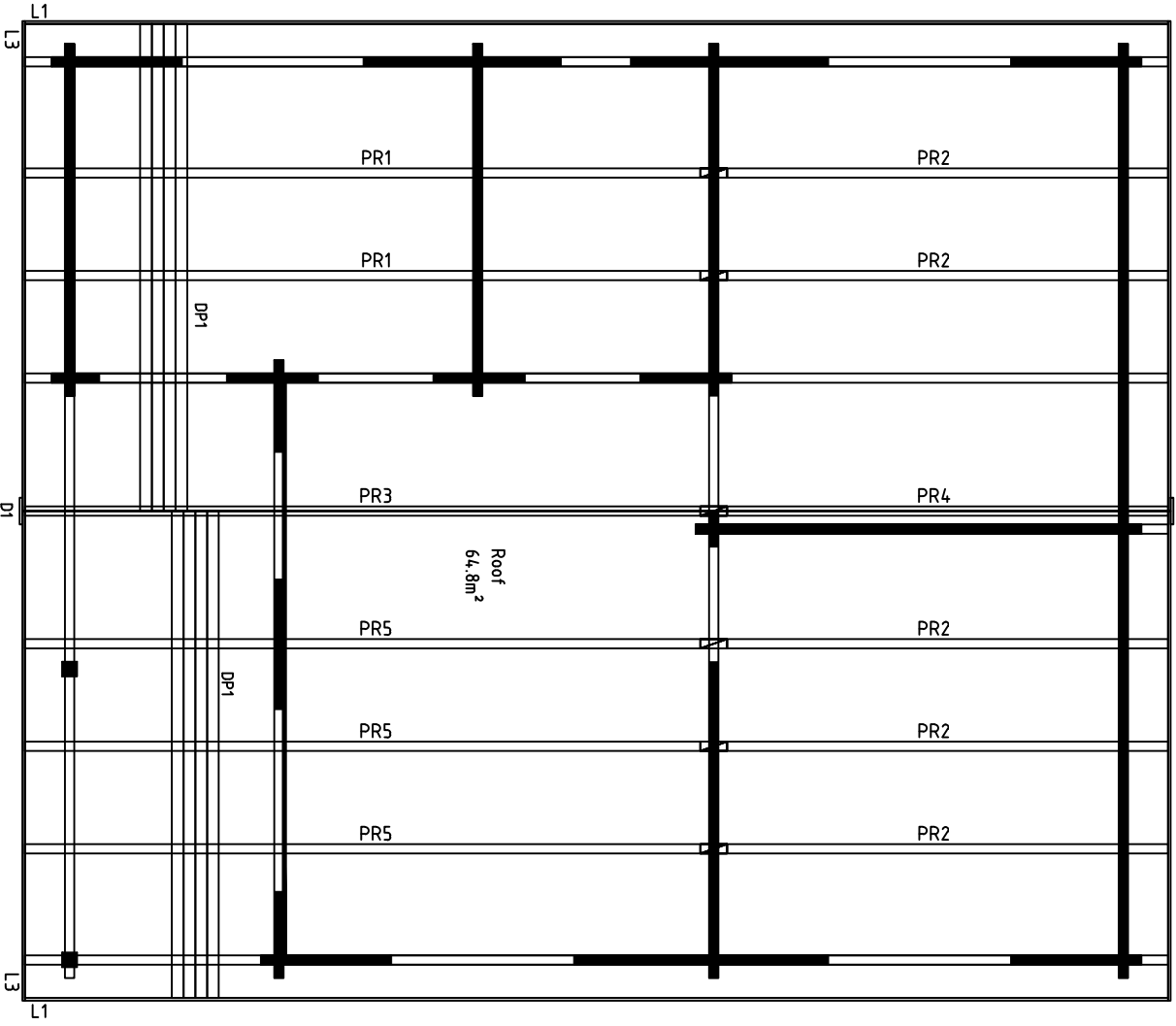
Model	Ardee70 ISO	Page	4
Drawing	WALL-WAND C	Scale	1:50
Material	7x13.5	Date	08.01.2019
Company	File Ardee70 ISO.dwg		



Model	Ardee70 ISO	Page	5
Drawing	WALL-WAND D	Scale	1:50
Material	7x13.5	Date	08.01.2019
Company	File Ardee70 ISO.dwg		

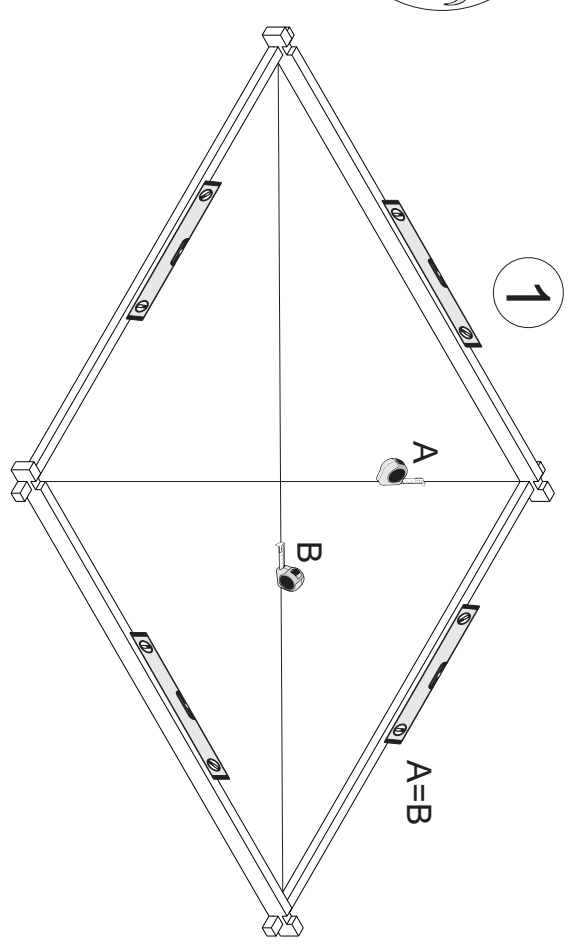
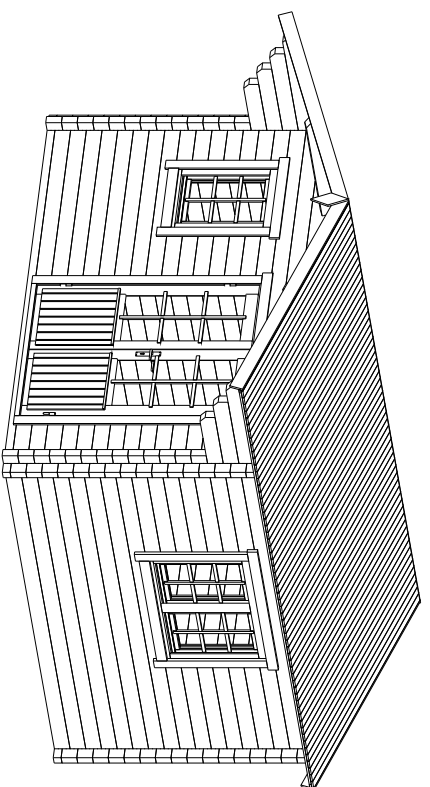
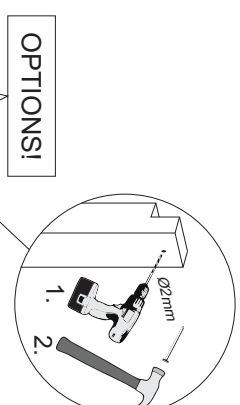
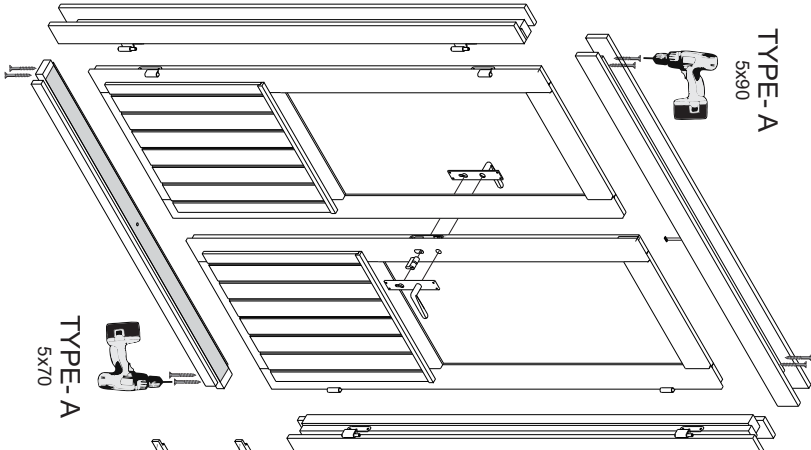
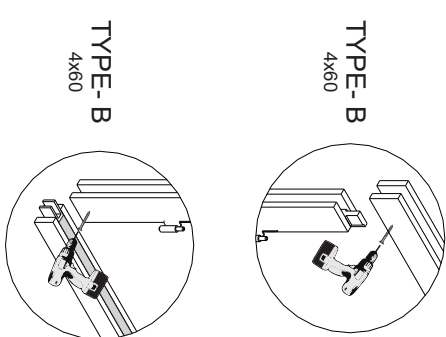
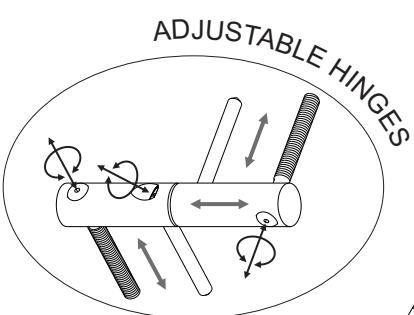
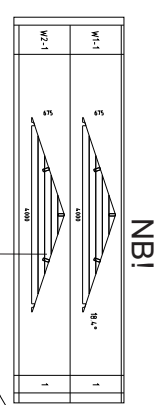
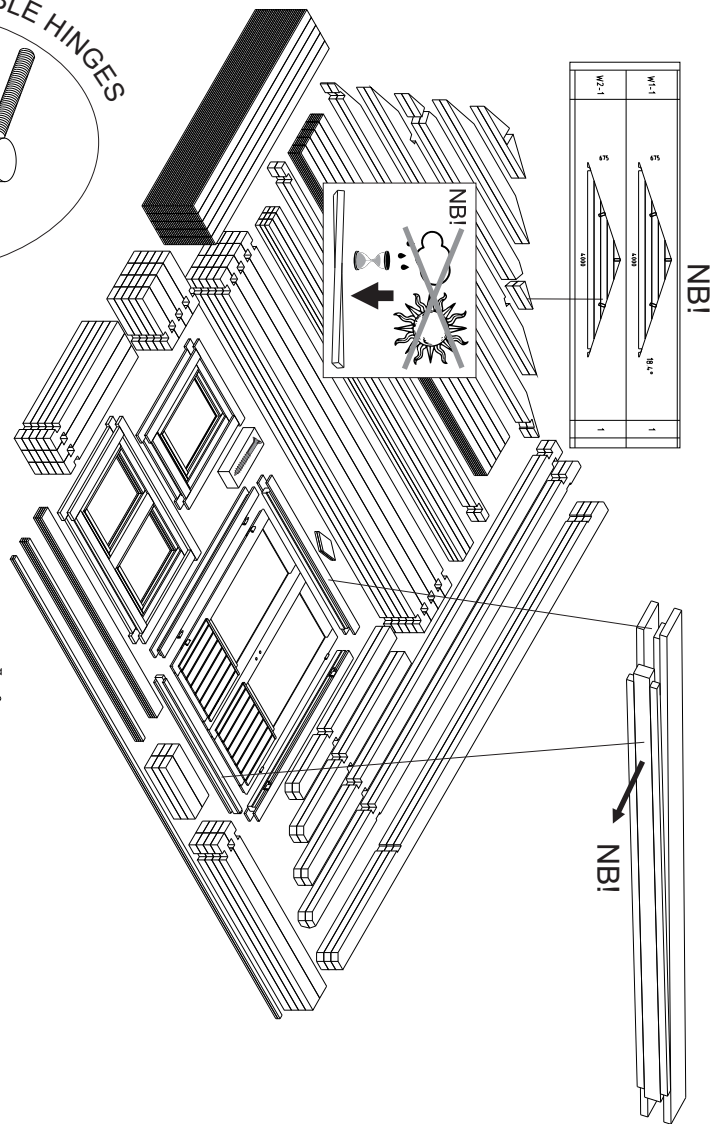


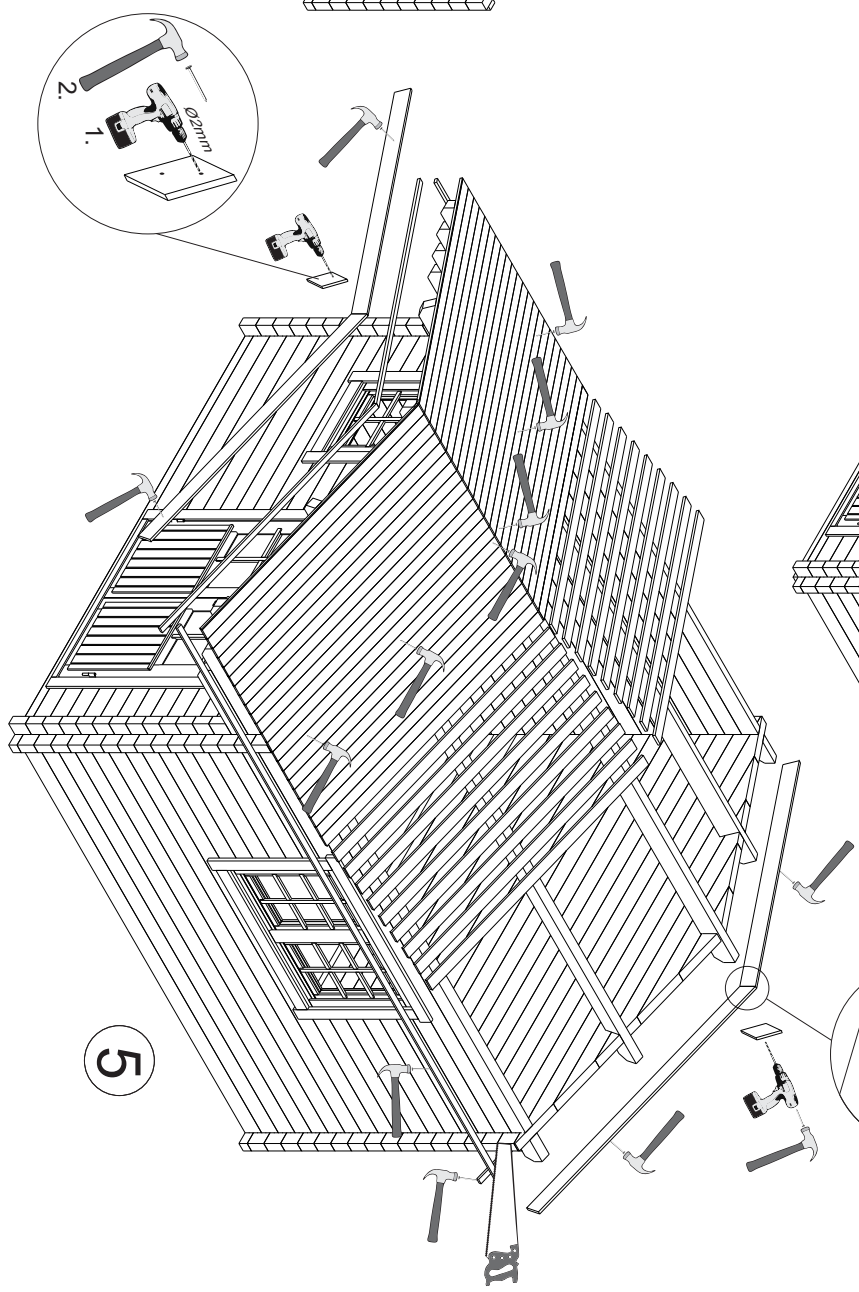

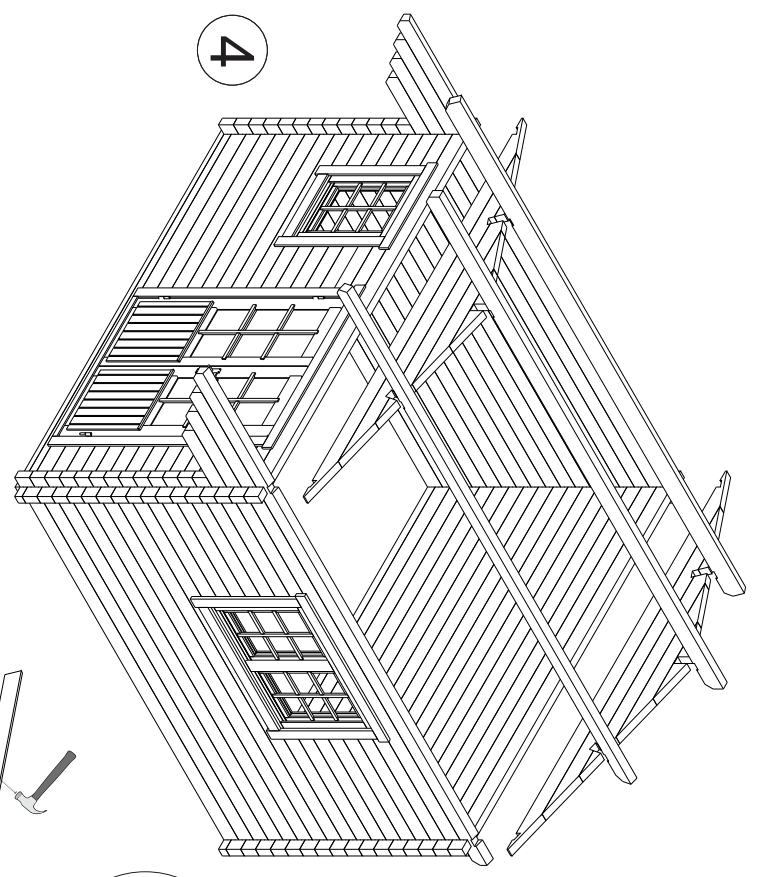
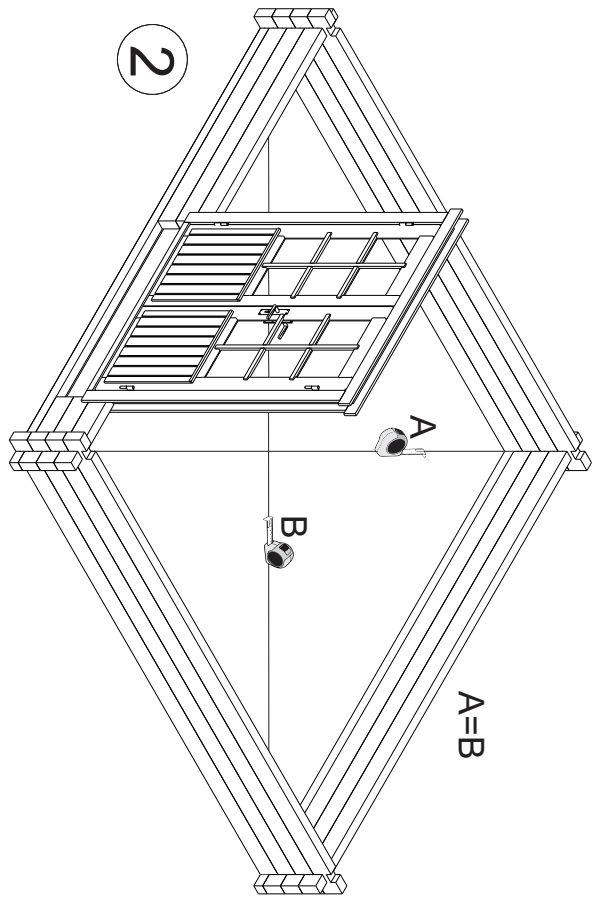
Model	Ardee70 ISO	Page
Drawing	FOUNDATION	Scale
Material		1:50
Company		Date
	File	08.01.2019
	Ardee70 ISO.dwg	



Model	Ardee70 ISO	Page	
Drawing	ROOF	Scale	1:50
Material		Date	08.01.2019
Company	File Ardee70 ISO.dwg		

The guide is illustrative. This guide is not project specification.
 Der Leitfaden ist illustrativ. Dieser Leitfaden ist keine Projektspezifikation.
 De gids is illustratief. Deze gids is geen projectspecificatie.

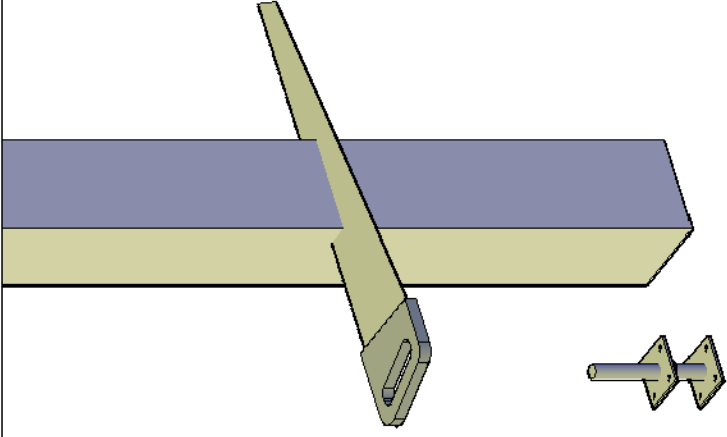





Cutting support post / Schneiden der Stützpfosten



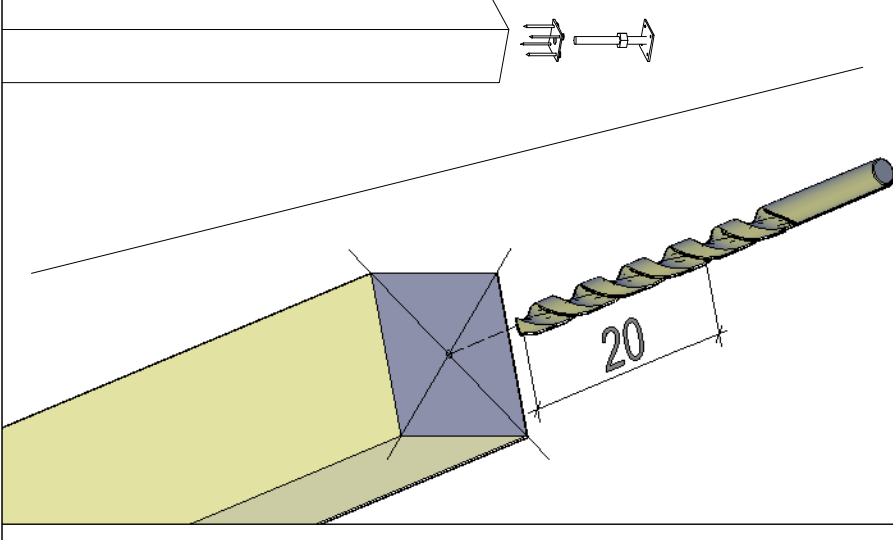
- * Adjustment space for post support should be at least 50mm.
- * Einstellraum für die Pfostenstütze muss mindestens 50mm sein.



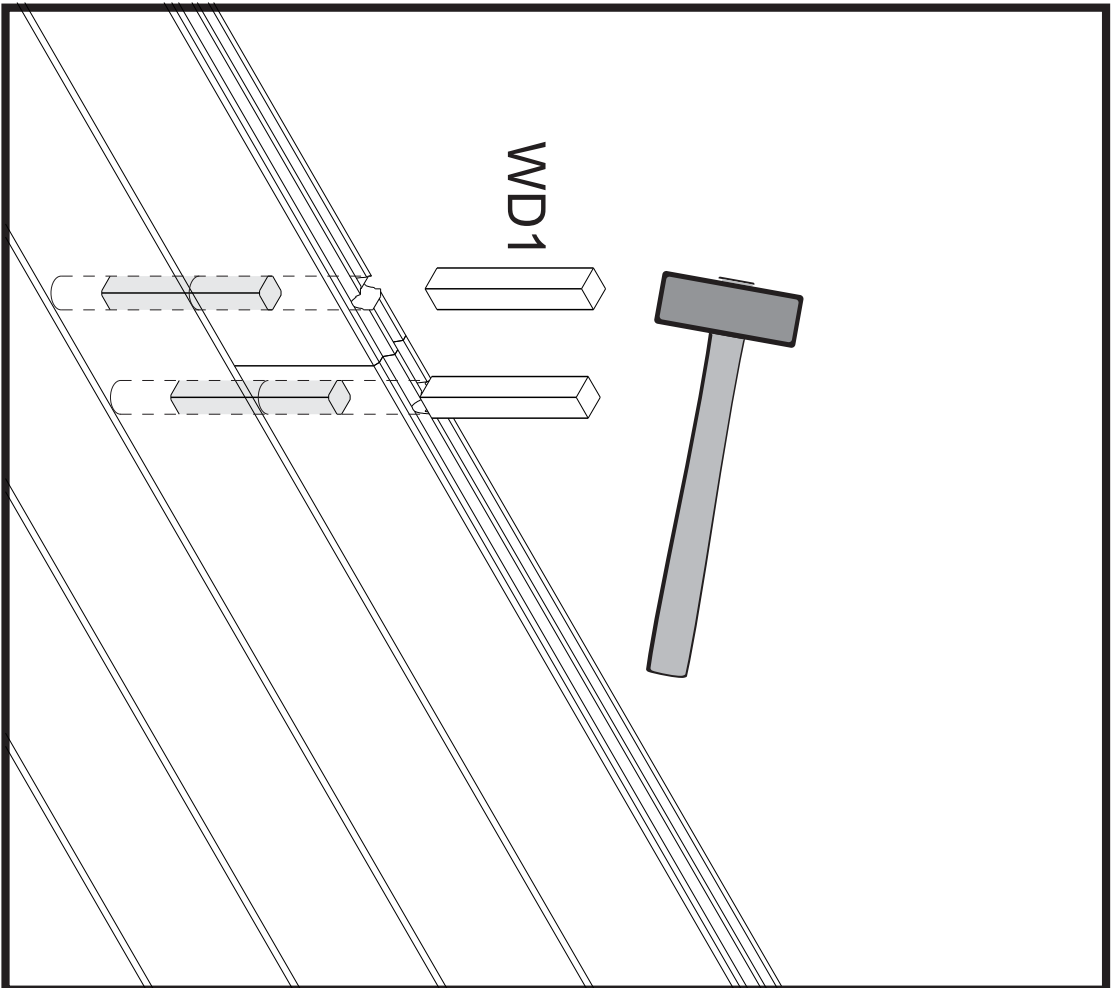
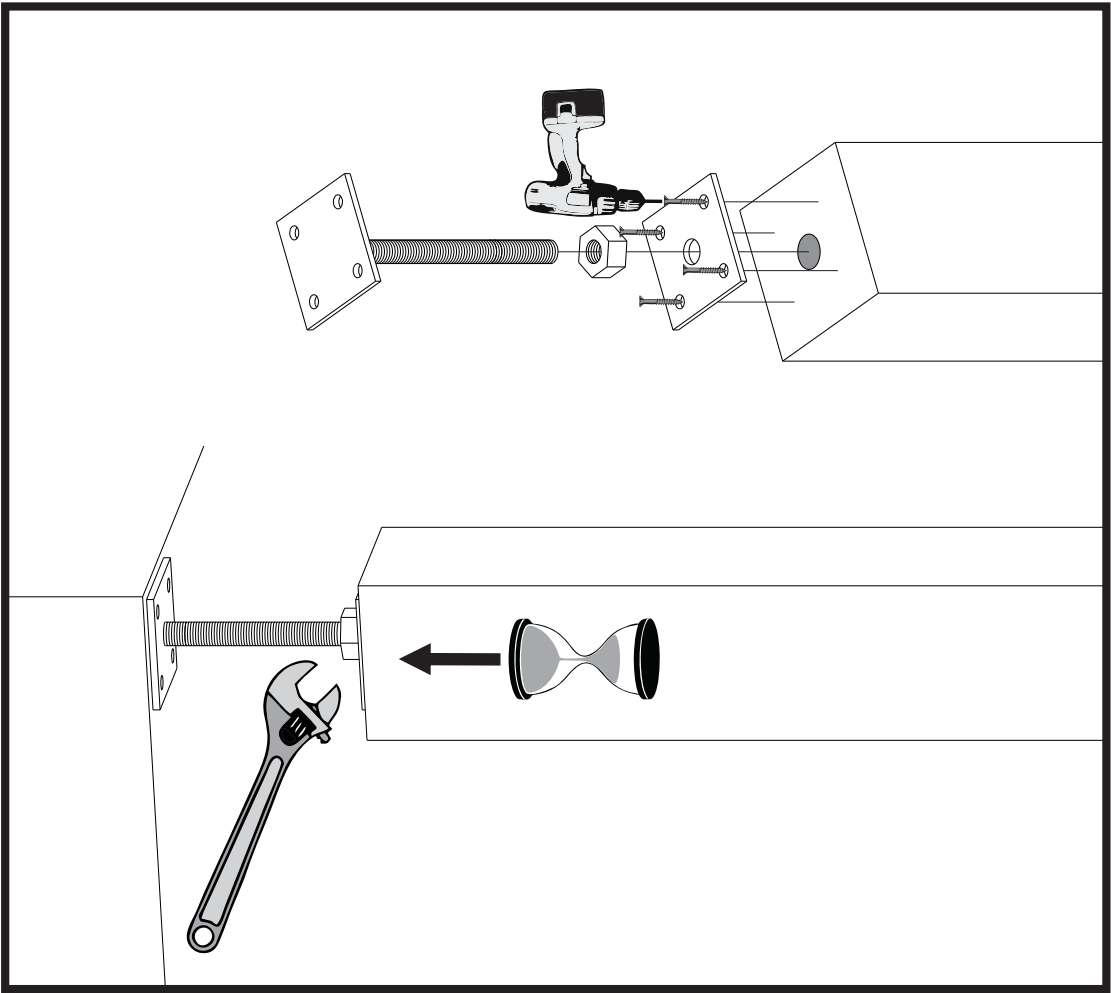
- * Support post has extra length for various conditions. Must be sawn to suitable length on spot considering local conditions.
- * Stützpfosten hat extra Länge für verschiedene Bedingungen. Muss vor Ort unter Berücksichtigung der örtlichen Gegebenheiten zu einer geeigneten Länge gesägt werden.





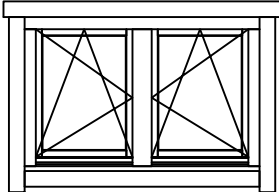
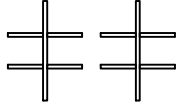
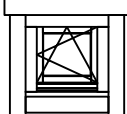

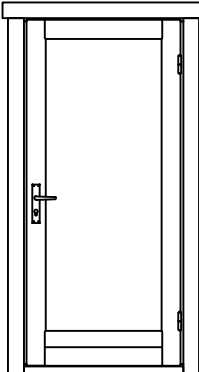
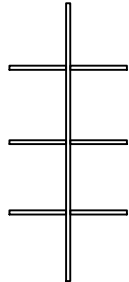





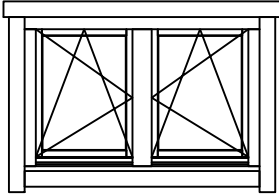
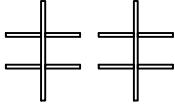
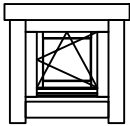

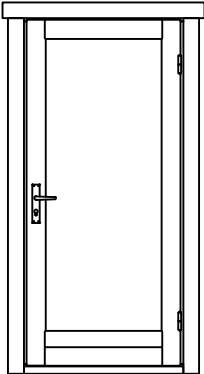
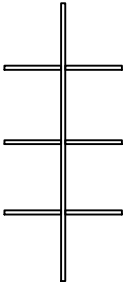
- * In some cases you need to drill a new hole for a post support. Find a matching drill bit.
- * In einigen Fällen müssen Sie ein neues Loch für die Pfostenstütze bohren. Finden Sie hier den passenden Bohrer.



- * Mark the center of the post and drill a new 20cm deep hole.
- * Continue building.
- * Markieren Sie die Mitte des pfostens und bohren Sie ein neues 20cm tiefes Loch. Danach mit Aufbau weiter machen.



Pos	Specification-Spezifikation-Specificatie Ardee70 ISO	St.	Profile (mm)	Length (mm)
	Door Set-Tür Satz-Deur Set 	2		
	Nail-Nagel-Spijker 1.2x20 	90	1.2x20	
	Window Handle Set-Fenstergriff Satz-Raamgreep Set   3x25	11		
DW6DK 134.5x 90 ISO	<p>WINDOW 1345x900 ISO</p>  <p>Window Glazing Bar Fenstersprossen Raamroeden</p> 	5		
W4DK 51X51 ISO R	<p>WINDOW 510x510 ISO</p>  <p>Window Glazing Bar Fenstersprossen Raamroeden</p> 	1		
SD8 94 .5x198 ISO R	<p>DOOR 945x1980 ISO</p>  <p>Door Glazing Bar Türsprossen Deurroeden</p> 	2		
Kood	Materjal	File	Ardee70 ISO.dwg	Leht 1/1

Pos	Specification-Spezifikation-Specificatie Ardee70 ROTO	St.	Profile (mm)	Length (mm)
	Nail-Nagel-Spijker 1.2x20 	90	1.2x20	
	Roto Door Handle Set-Roto Tür Satz-Roto Deur Set 	2		
	Roto Window Handle Set-Roto Fenstergriff Satz-Roto Raamgreep Set 	11		
DW6DK 134.5x 90 ISO	<p>WINDOW 1345x900 ROTO</p>  <p>Window Glazing Bar Fenstersprossen Raamroeden</p> 	5		
W4DK 51X51 ISO R	<p>WINDOW 510x510 ROTO</p>  <p>Window Glazing Bar Fenstersprossen Raamroeden</p> 	1		
SD8 94 .5x198 ISO R	<p>DOOR 945x1980 ROTO</p>  <p>Door Glazing Bar Türsprossen Deurroeden</p> 	2		
Kood	Materjal	File	Ardee70 ISO.dwg	Leht 1/1