


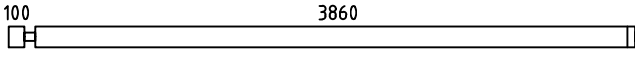


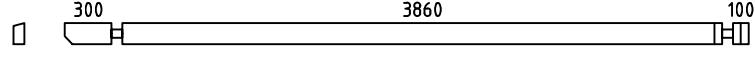

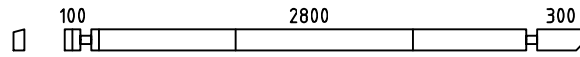

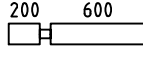
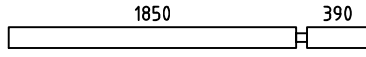
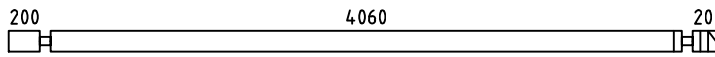
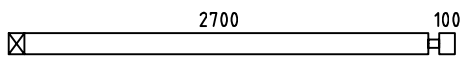
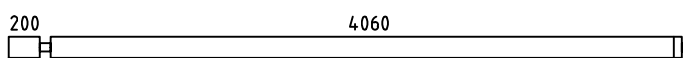
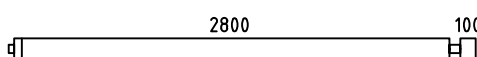

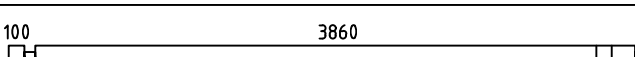
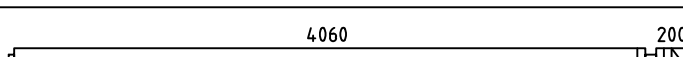


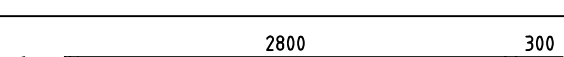
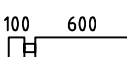

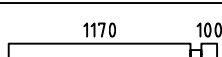


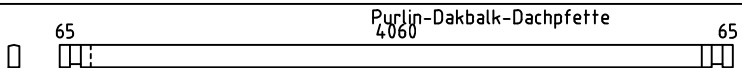
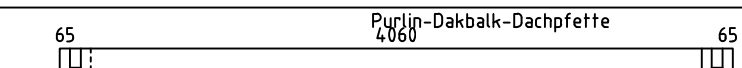
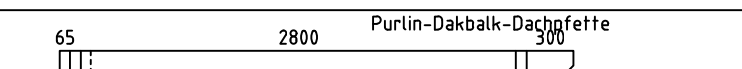
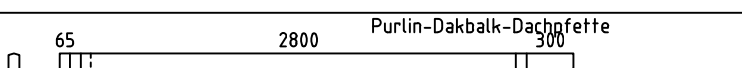
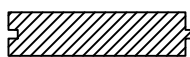













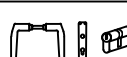





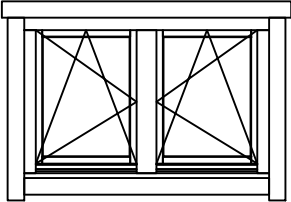
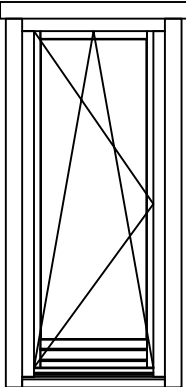
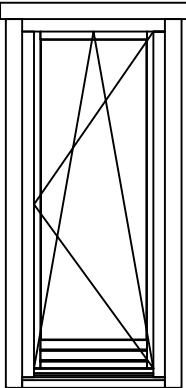
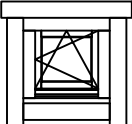
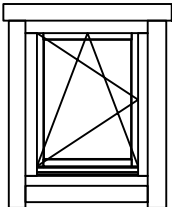
Letterkenny70 TD with FF

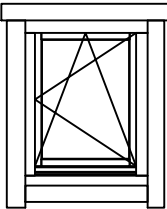
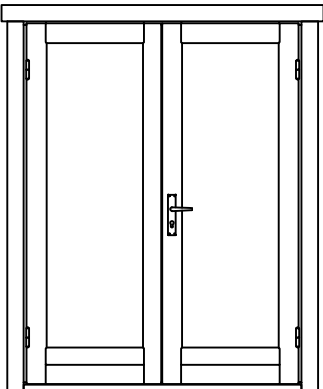
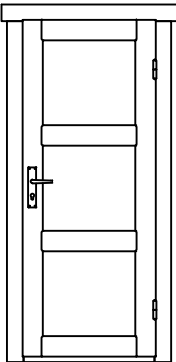
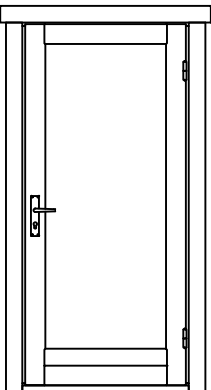
Pos	Specification-Spezifikation-Specificatie Letterkenny70 TD	St.	Profile (mm)	Length (mm)	
001		44	70x135	400	
002		45	70x135	400	
003		1	70x135	400	
004		5	70x135	4065	
005		1	70x135	4130	
006		1	70x135	3005	
007		1	70x135	4400	
008		1	70x135	3860	
009		1	70x135	3340	
010		33	70x135	370	
011		15	70x135	870	
012		15	70x135	2310	
013		2	70x135	4600	
014		3	70x135	2870	
015		1	70x135	4365	
016		6	70x135	3005	
017		1	70x135	4365	
018		1	70x135	4065	
019		1	70x135	4365	
020		1	70x93	4030	
021		1	70x93	4365	
022		1	70x93	3205	
023		15	70x135	770	
024		22	70x135	570	
025		15	70x135	1340	
Kood	Letterkenny70 TD with FF	Materjal	File	Letterkenny70 TD with FF.dwg	1/6

Pos	Specification-Spezifikation-Specificatie Letterkenny70 TD	St.	Profile (mm)	Length (mm)		
026		6	70x135	4400		
027		1	70x111	4400		
028		5	70x135	5695		
029		5	70x135	5505		
030		4	70x135	4130		
031		14	70x135	450		
032		3	70x135	2640		
033		7	70x135	1330		
034		7	70x135	890		
035		4	70x135	990		
036		4	70x135	1130		
037		1	70x135	4265		
038		1	70x135	4130		
039		1	70x135	3205		
040		1	70x68	5950		
041		17	70x135	5950		
049		2	70x68	670		
050		2	70x68	2740		
051		28	70x135	670		
052		30	70x135	2740		
053		1	70x135	5950		
054		2	70x135	5950		
067		1	70x68	370		
068		1	70x68	2840		
069		14	70x135	2840		
Kood	Letterkenny70 TD with FF	Materjal	File	Letterkenny70 TD with FF.dwg	Page	2/6

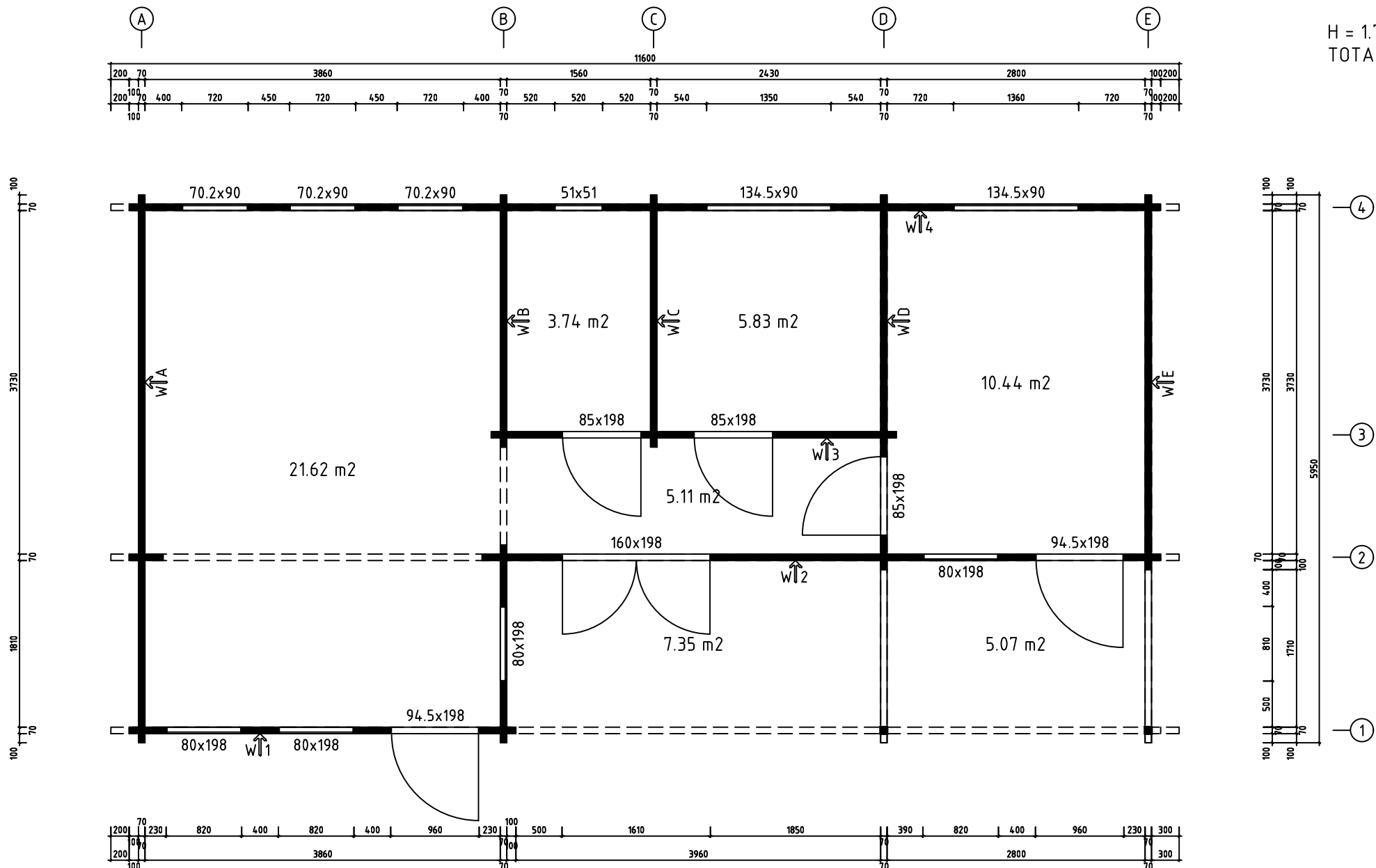
Pos	Specification-Spezifikation-Specificatie Letterkenny70 TD	St.	Profile (mm)	Length (mm)
070		1	70x135	5950
071		1	70x68	4070
072		14	70x135	4070
073		1	70x135	5950
WA-1		1		
WB-1		1		
WC-1		1		
WD-1		1		
WE-1		1		
FB1	FOUNDATION BEAM-FUND.BALKEN-FUND.BALK 	10	44x70	5662
FB4	FOUNDATION BEAM-FUND.BALKEN-FUND.BALK 	2	44x70	4130
FB10	FOUNDATION BEAM-FUND.BALKEN-FUND.BALK 	8	44x70	3998
FB3	FOUNDATION BEAM-FUND.BALKEN-FUND.BALK 	2	44x70	3987
FB6	FOUNDATION BEAM-FUND.BALKEN-FUND.BALK 	10	44x70	3811
FB5	FOUNDATION BEAM-FUND.BALKEN-FUND.BALK 	2	44x70	2883
FB9	FOUNDATION BEAM-FUND.BALKEN-FUND.BALK 	12	44x70	2751
FB2	FOUNDATION BEAM-FUND.BALKEN-FUND.BALK 	3	44x70	2483
FB8	FOUNDATION BEAM-FUND.BALKEN-FUND.BALK 	6	44x70	2368
FB7	FOUNDATION BEAM-FUND.BALKEN-FUND.BALK 	6	44x70	1498
PR1	Purlin-Dakbalk-Dachpfette 	6	70x144	4365

Pos	Specification-Spezifikation-Specificatie Letterkenny70 TD	St.	Profile (mm)	Length (mm)
PR4	 Purlin-Dakbalk-Dachpfette 3860	1	70x144	4365
PR2	 Purlin-Dakbalk-Dachpfette 2430	3	70x144	4330
PR5	 Purlin-Dakbalk-Dachpfette 4060	1	70x144	4330
PR7	 Purlin-Dakbalk-Dachpfette 4060	3	70x144	4330
PR3	 Purlin-Dakbalk-Dachpfette 300	6	70x144	3305
PR6	 Purlin-Dakbalk-Dachpfette 300	1	70x144	3305
VB-1	Floor board-Fussbodenbrett-Vloerplank 	34	114x28	5600
VB-2	Floor board-Fussbodenbrett-Vloerplank 	25	114x28	3720
VB-3	Floor board-Fussbodenbrett-Vloerplank 	36	114x28	2390
VB-4	Floor board-Fussbodenbrett-Vloerplank 	36	114x28	1250
DP-1	Roof board-Dachbrett-Dakplank 	204	114x28	3250
TB-1	Terrace board-Terrassendiele-Vlonderplank 	72	88x28	1875
	+POST 85x85 	2		2270
	Base Board-Fussbleiste-Plinten 18x40x3000 	20	18x40	60 rmt.
L-1	Eave Slat-Traufenleiste-Afdeklijst 	4	40x18	5800
L-2	Facia Board-Giebelblende-Gevelplank 	4	18x120	3290
L-3	Facia Slat-Giebelleiste-Gevellijst 	4	40x18	3290
KL-1	Threaded rod Set-Gewindestange Satz-Draadstang Set 	4		310
	Adjustable foot-Stellfuß+Schrauben 4x50 4stück für Post 	2		
D1	Diamond 	2		
	Door Set-Tür Satz-Deur Set 	3		
	Roto Door Handle Set-Roto Tür Satz-Roto Deur Set 	3		
	Roto Window Handle Set-Roto Fenstergriff Satz-Roto Raamgreep Set 	12		
WD1	Wall Dowel-Wanddübel-Muurplug 	75		
Kood	Letterkenny70 TD with FF	Materjal	File	Letterkenny70 TD with FF.dwg
			Light	4/6

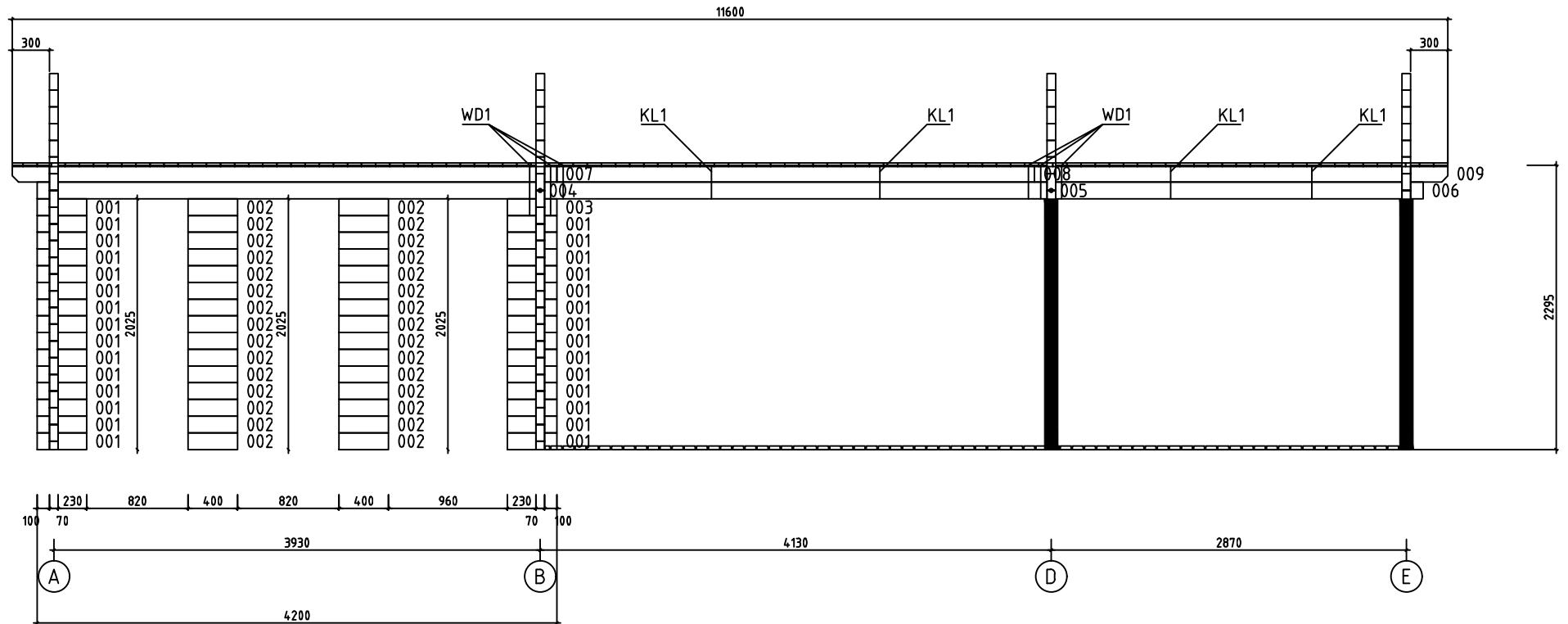
Pos	Specification-Spezifikation-Specificatie Letterkenny70 TD	St.	Profile (mm)	Length (mm)
DW0DK 134.5x 90 ISO	<p>WINDOW 1345x900 TEMPERED ROTO</p> 	2		
W08DK 80x198 ISO L	<p>WINDOW 800x1980 TEMPERED ROTO</p> 	1		
W08DK 80x198 ISO R	<p>WINDOW 800x1980 TEMPERED ROTO</p> 	3		
W0DK 51x51 ISO R	<p>WINDOW 510x510 TEMPERED ROTO</p> 	1		
W0DK 7 0.2x90 ISO L	<p>WINDOW 702x900 TEMPERED ROTO</p> 	1		
Kood	Letterkenny70 TD with FF	Materjal	File	Letterkenny70 TD with FF.dwg
			Lght	5/6

Pos	Specification-Spezifikation-Specificatie Letterkenny70 TD	St.	Profile (mm)	Length (mm)
W0DK 7 0.2x90 ISO R	<p data-bbox="550 145 970 174">WINDOW 702x900 TEMPERED ROTO</p> 	2		
DD08 160x1 98 ISO	<p data-bbox="555 470 965 499">DOOR 1600x1980 TEMPERED ROTO</p> 	1		
IND 85 x198 R	<p data-bbox="667 958 853 987">DOOR 850x1980</p> 	3		
SD08 9 4.5x19 8 ISO R	<p data-bbox="560 1447 960 1476">DOOR 945x1980 TEMPERED ROTO</p> 	2		
Kood Letterkenny70 TD with FF	Materjal	File Letterkenny70 TD with FF.dwg	Lght	6/6

H = 1.700 m
TOTAL: 59.16 m²

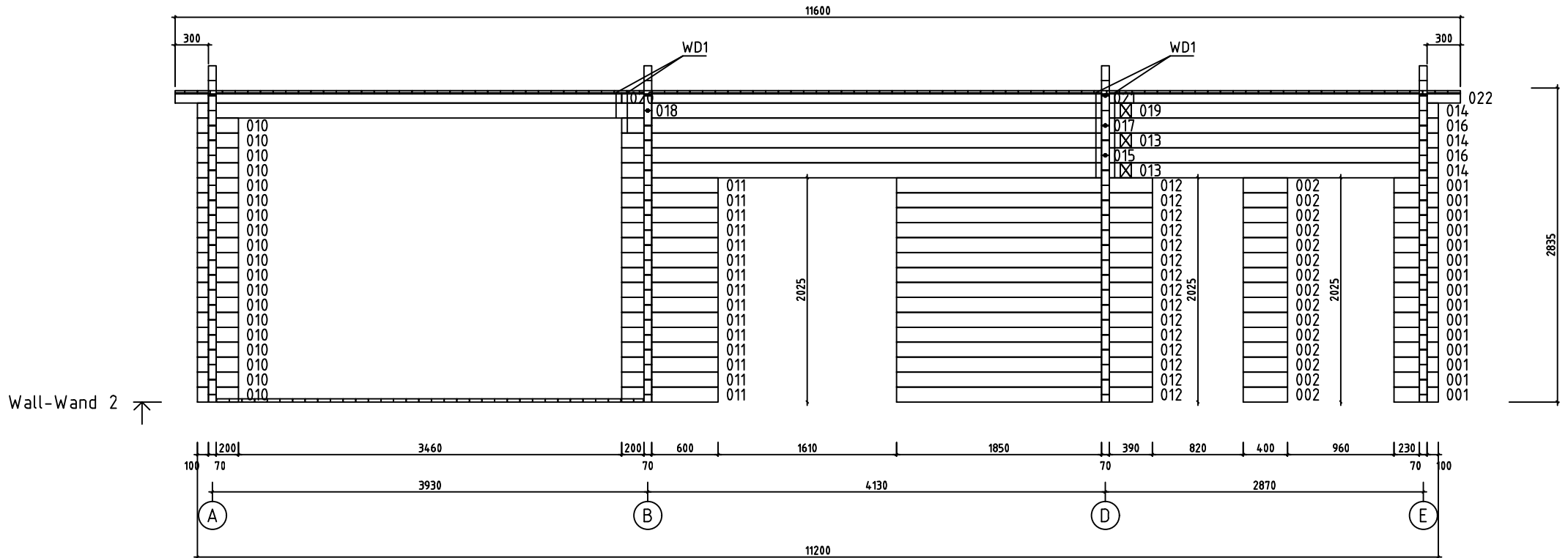


Model	Letterkenny70 TD with FF	Page	PLAN
Drawing	PLAN	Scale	1:50
Material		Date	14.02.2019
Company		File	Letterkenny70 TD with FF



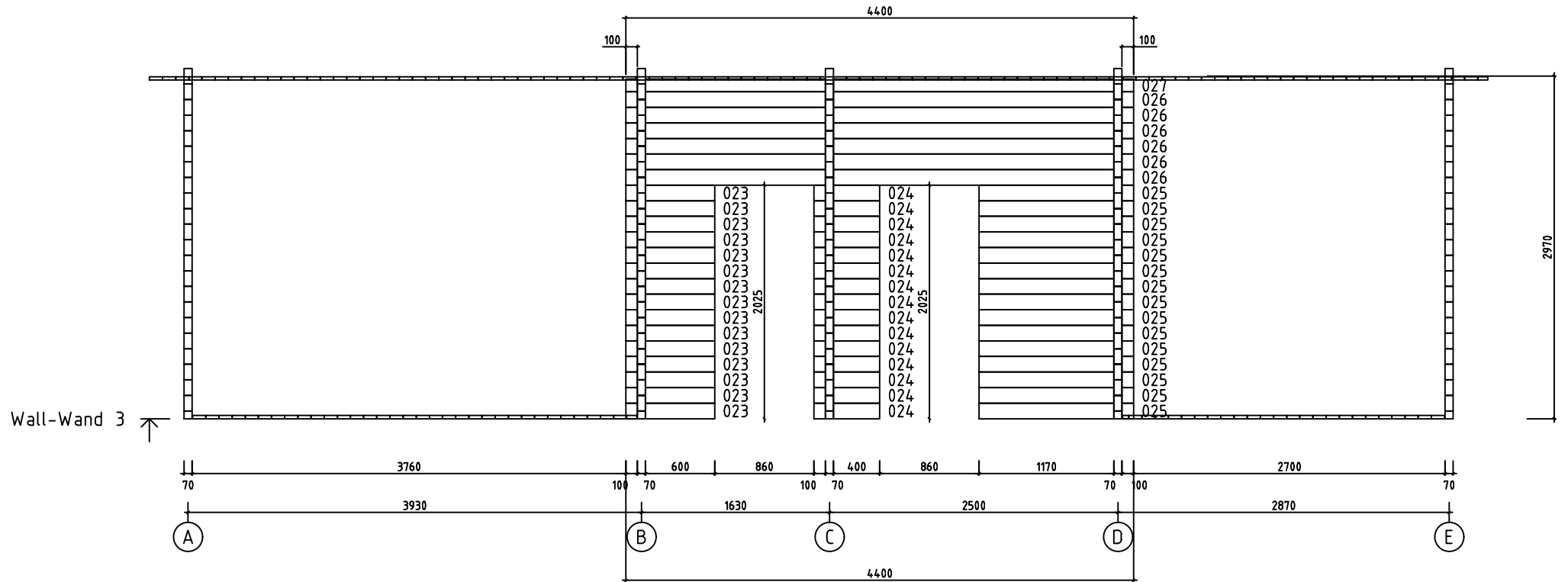
Wall-Wand 1 ↑

Model	Letterkenny70 TD with FF	Page	7
Drawing	WALL-WAND 1	Scale	1:50
Material	7x13.5	Date	14.02.2019
Company	File Letterkenny70 TD with FF		

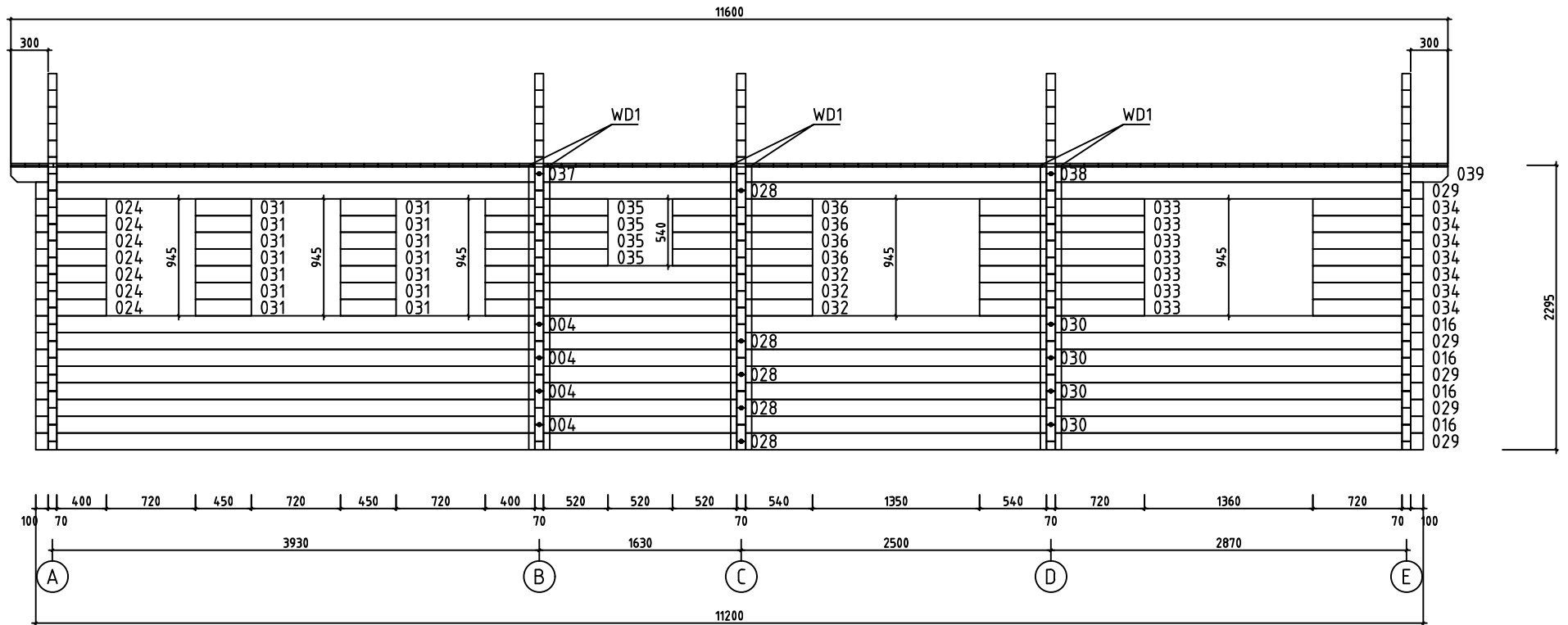


Wall-Wand 2 ↑

Model	Letterkenny70 TD with FF	Page	8
Drawing	WALL-WAND 2	Scale	1:50
Material	7x13.5	Date	14.02.2019
Company	File Letterkenny70 TD with FF		

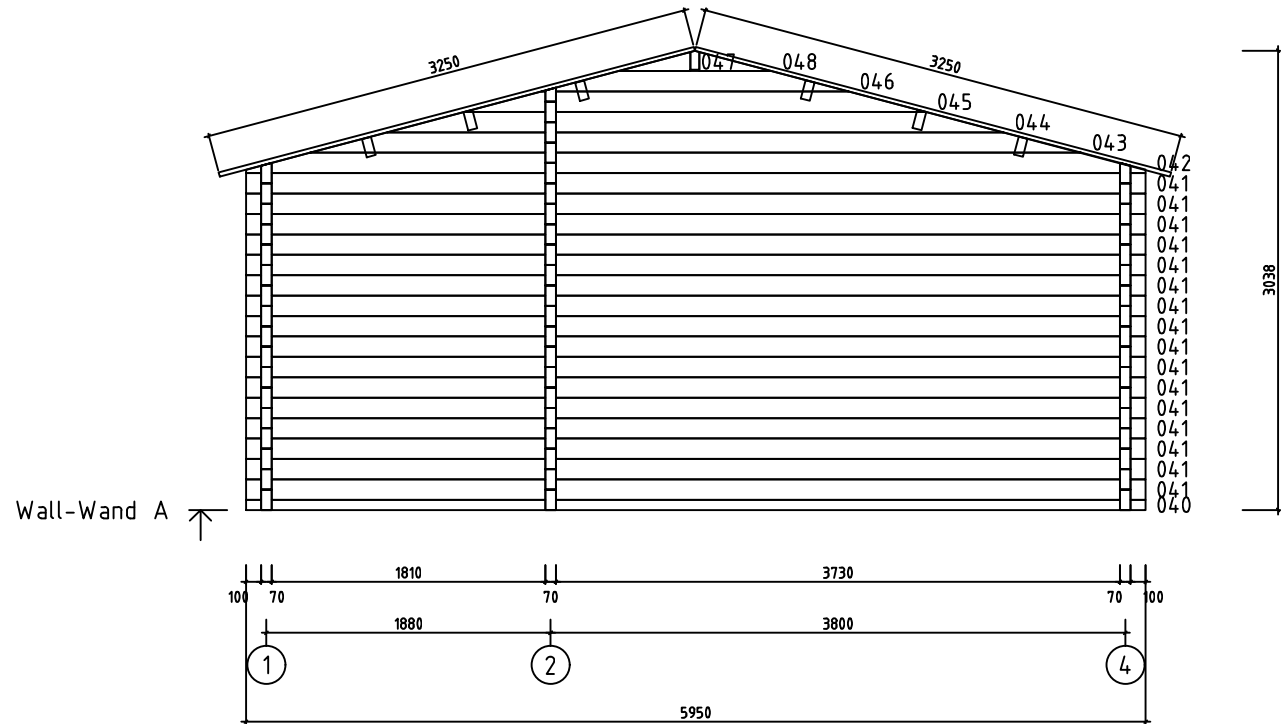


Model	Letterkenny70 TD with FF	Page	9
Drawing	WALL-WAND 3	Scale	1:50
Material	7x13.5	Date	14.02.2019
Company	File Letterkenny70 TD with FF		

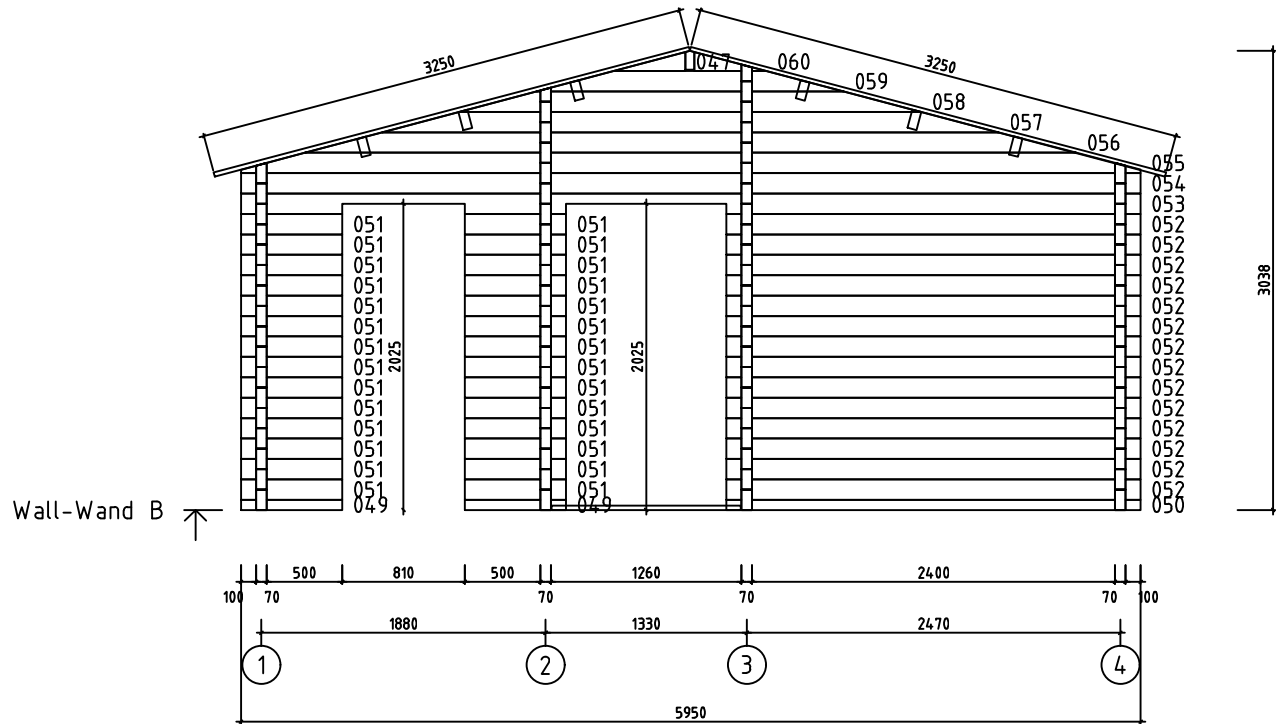


Wall-Wand 4 ↑

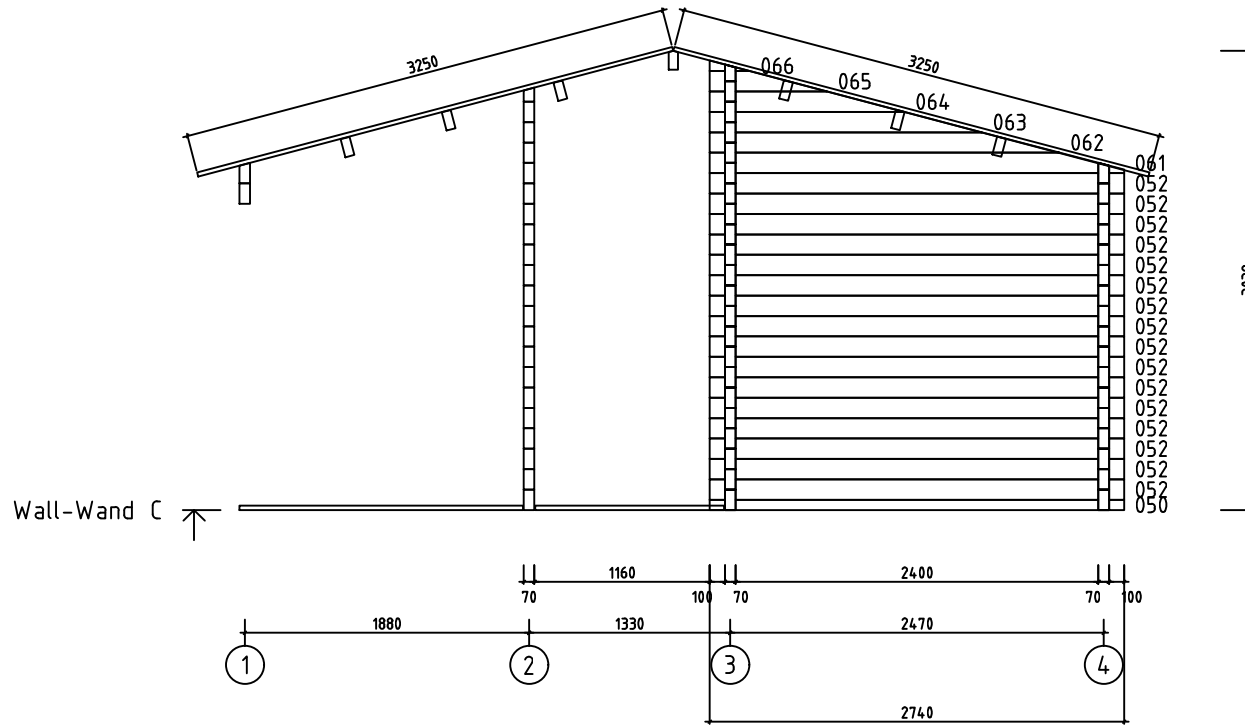
Model	Letterkenny70 TD with FF	Page	10
Drawing	WALL-WAND 4	Scale	1:50
Material	7x13.5	Date	14.02.2019
Company	File Letterkenny70 TD with FF		



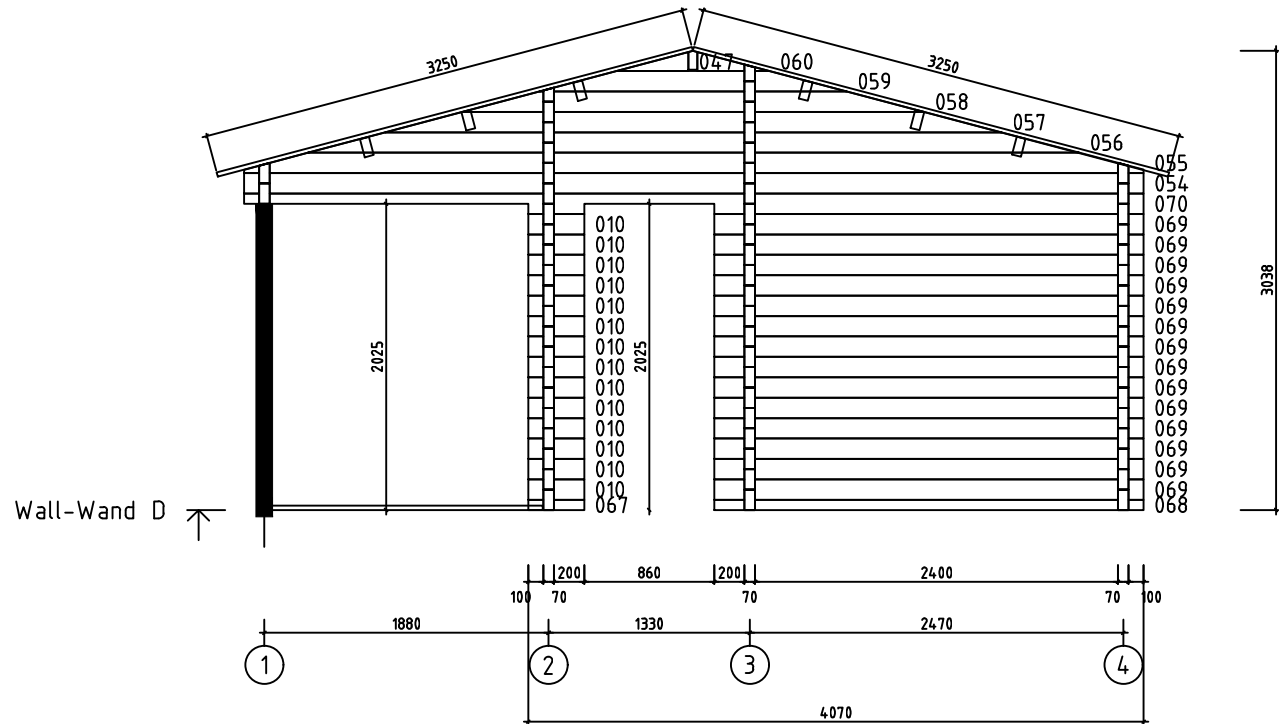
Model	Letterkenny70 TD with FF	Page	2
Drawing	WALL-WAND A	Scale	1:50
Material	7x13.5	Date	14.02.2019
Company	File Letterkenny70 TD with FF		



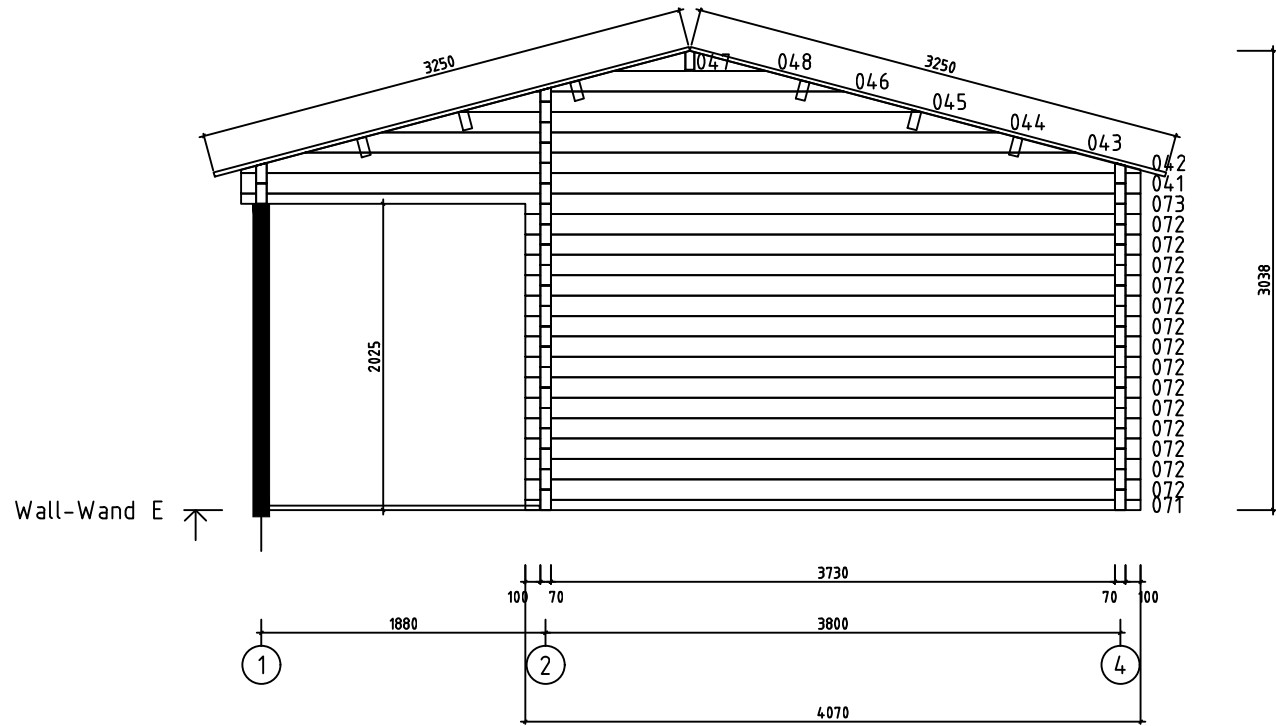
Model	Letterkenny70 TD with FF	Page	3
Drawing	WALL-WAND B	Scale	1:50
Material	7x13.5	Date	14.02.2019
Company		File	Letterkenny70 TD with FF



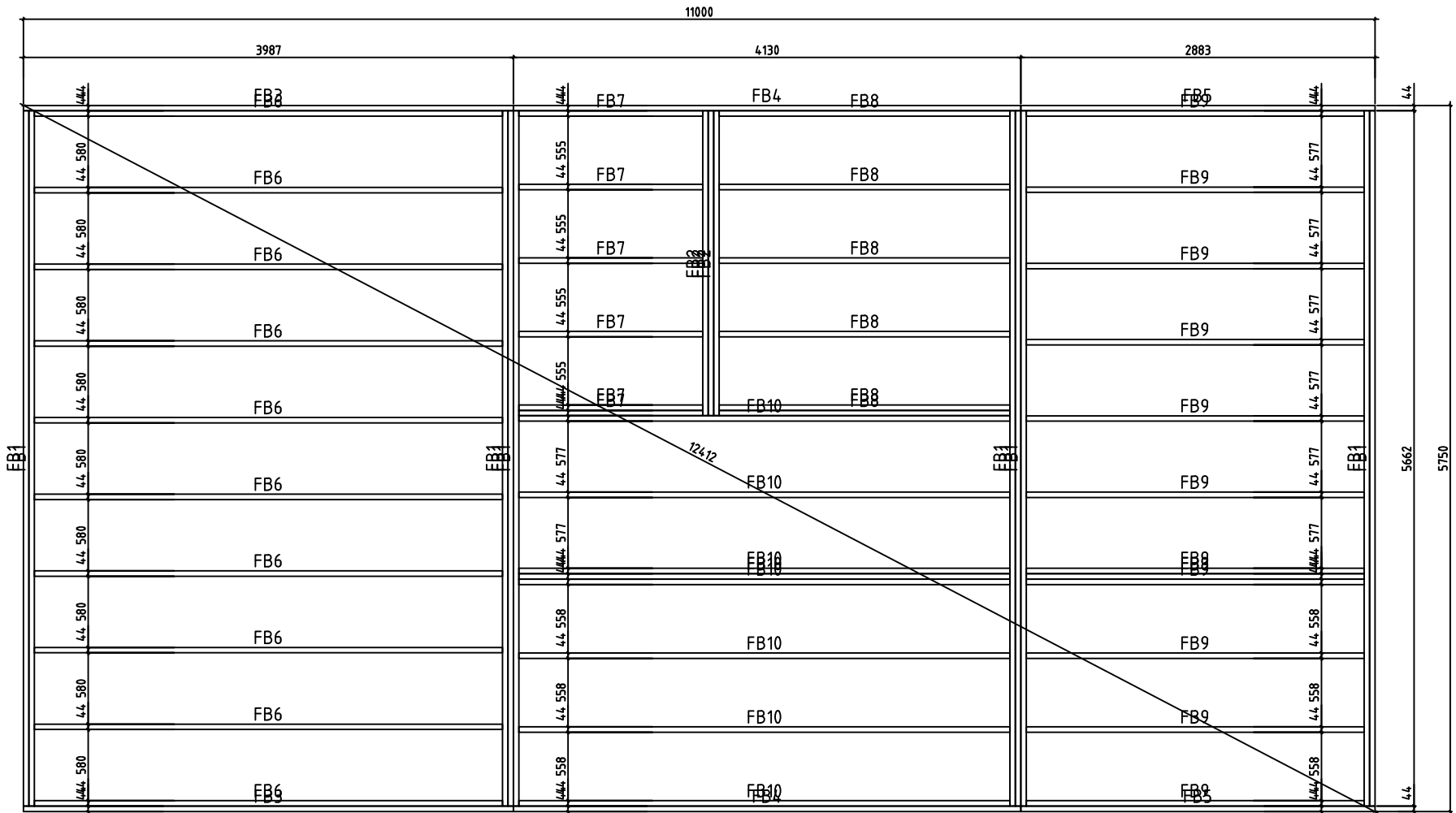
Model	Letterkenny70 TD with FF	Page	4
Drawing	WALL-WAND C	Scale	1:50
Material	7x13.5	Date	14.02.2019
Company		File	Letterkenny70 TD with FF



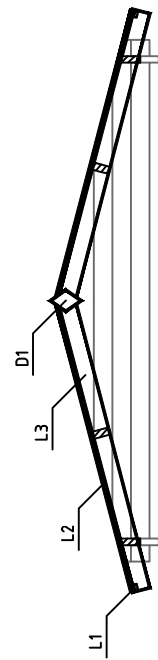
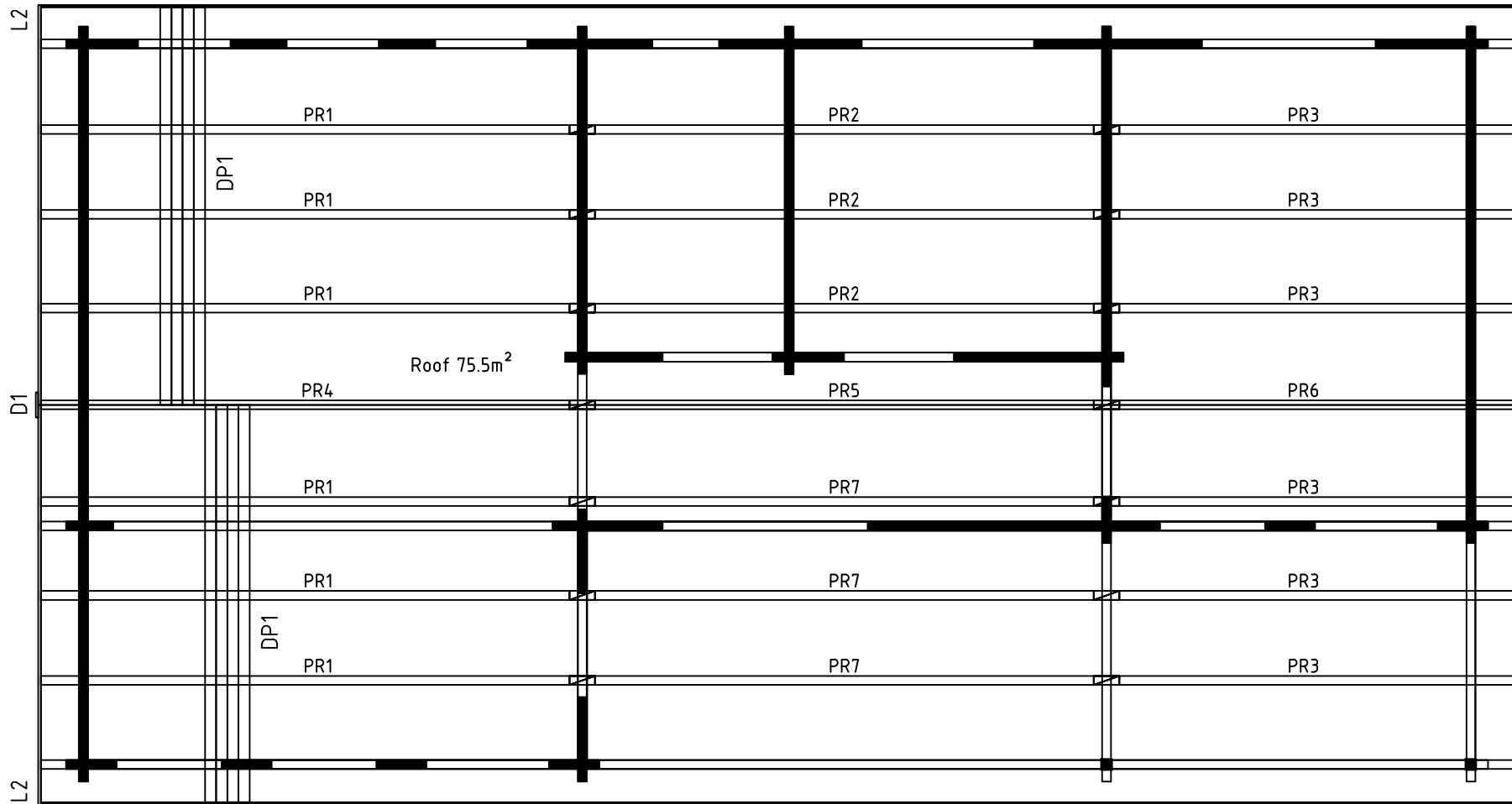
Model	Letterkenny70 TD with FF	Page	5
Drawing	WALL-WAND D	Scale	1:50
Material	7x13.5	Date	14.02.2019
Company		File	Letterkenny70 TD with FF



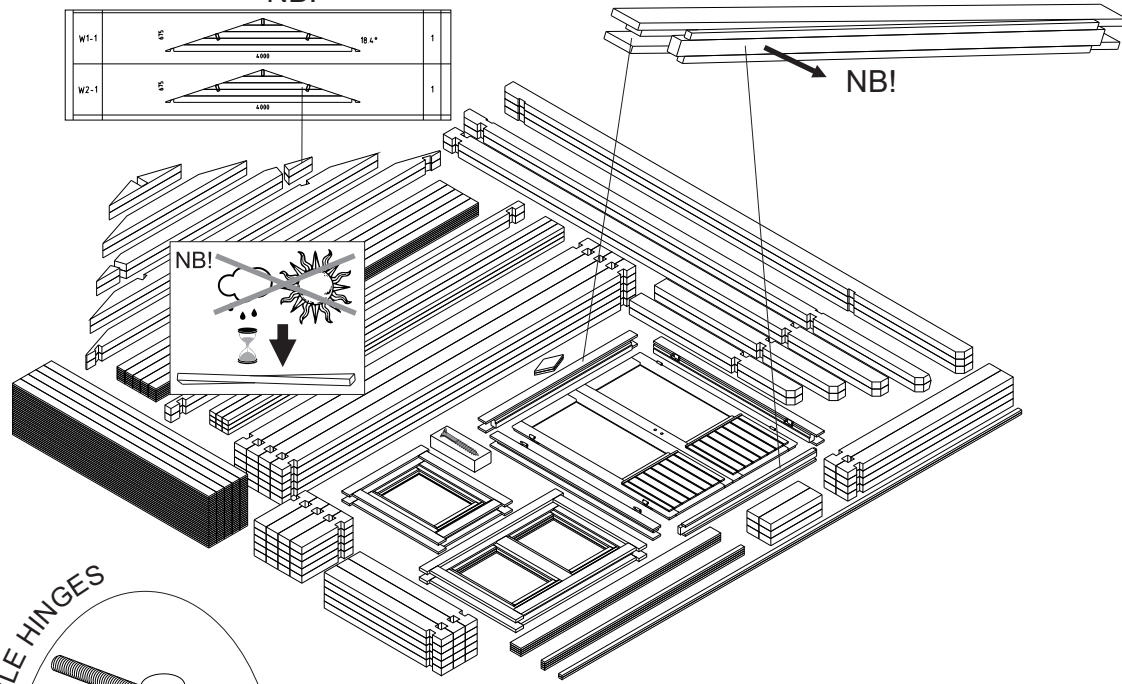
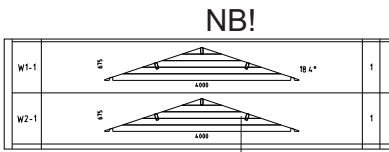
Model	Letterkenny70 TD with FF	Page	6
Drawing	WALL-WAND E	Scale	1:50
Material	7x13.5	Date	14.02.2019
Company		File	Letterkenny70 TD with FF




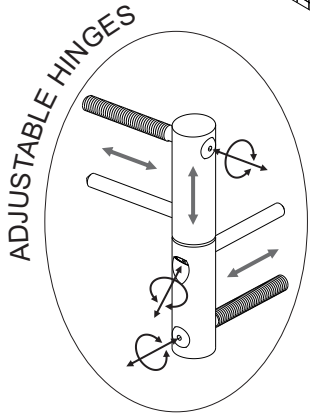
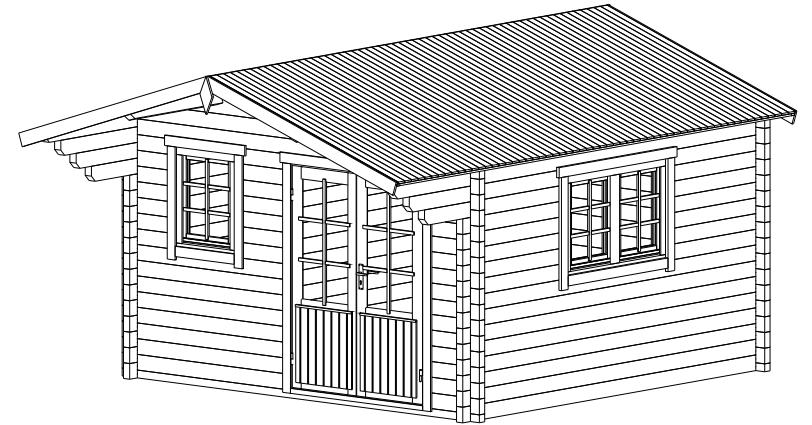
Model	Letterkenny70 TD with FF	Page	FOUNDATION
Drawing		Scale	1:50
Material		Date	14.02.2019
Company		File	Letterkenny70 TD with FF



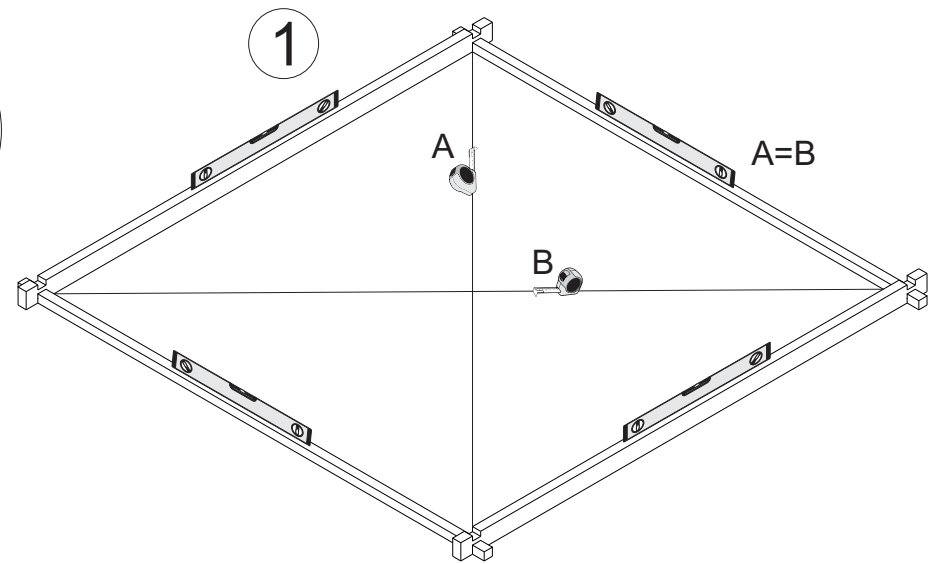
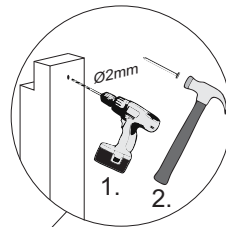
Model	Letterkenny70 TD with FF	Page	ROOF
Drawing		Scale	1:50
Material		Date	14.02.2019
Company		File	Letterkenny70 TD with FF

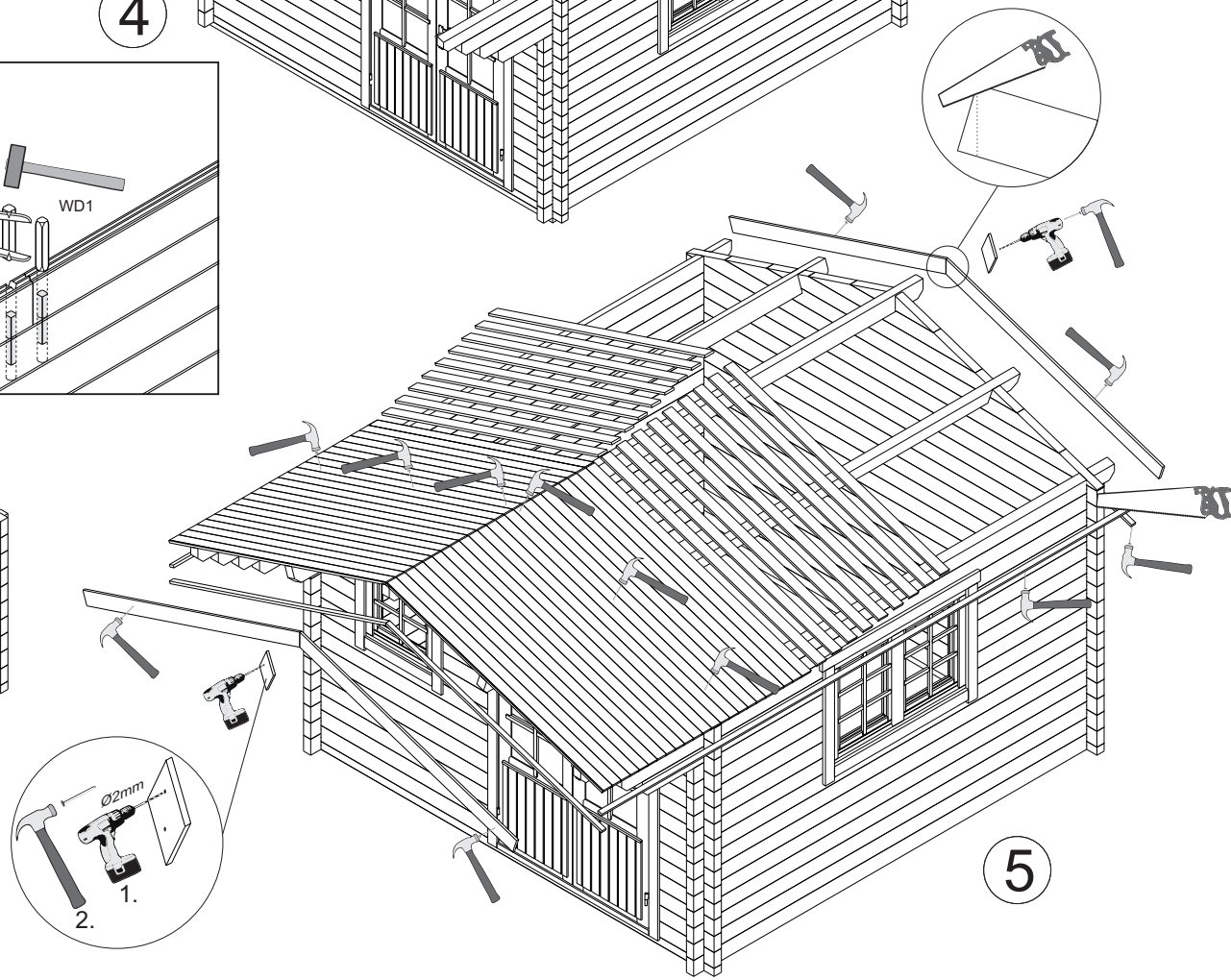
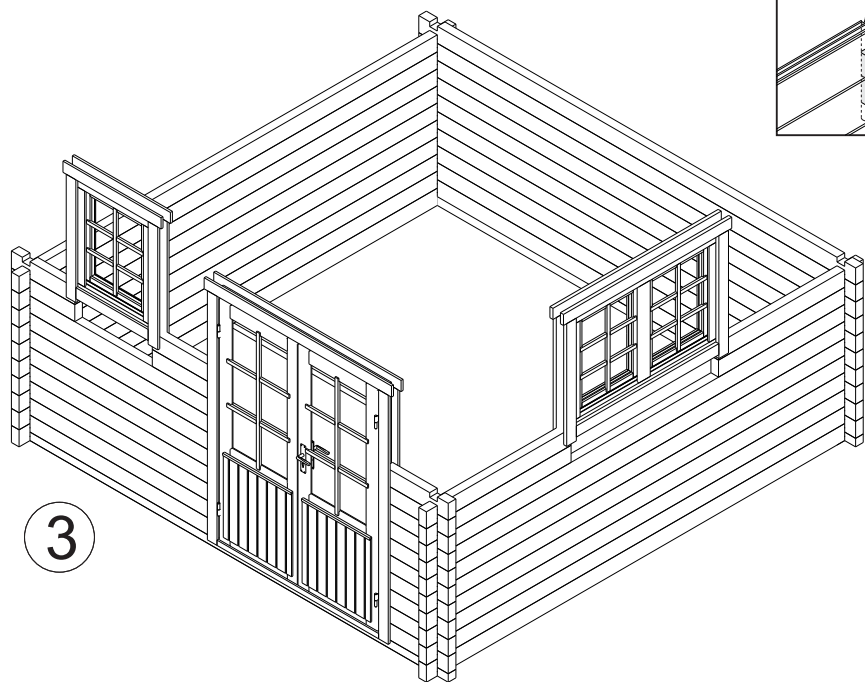
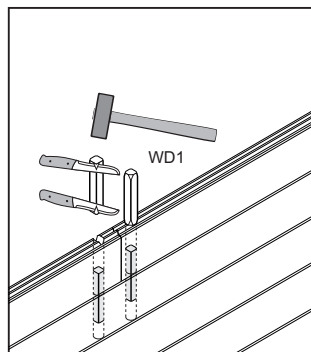
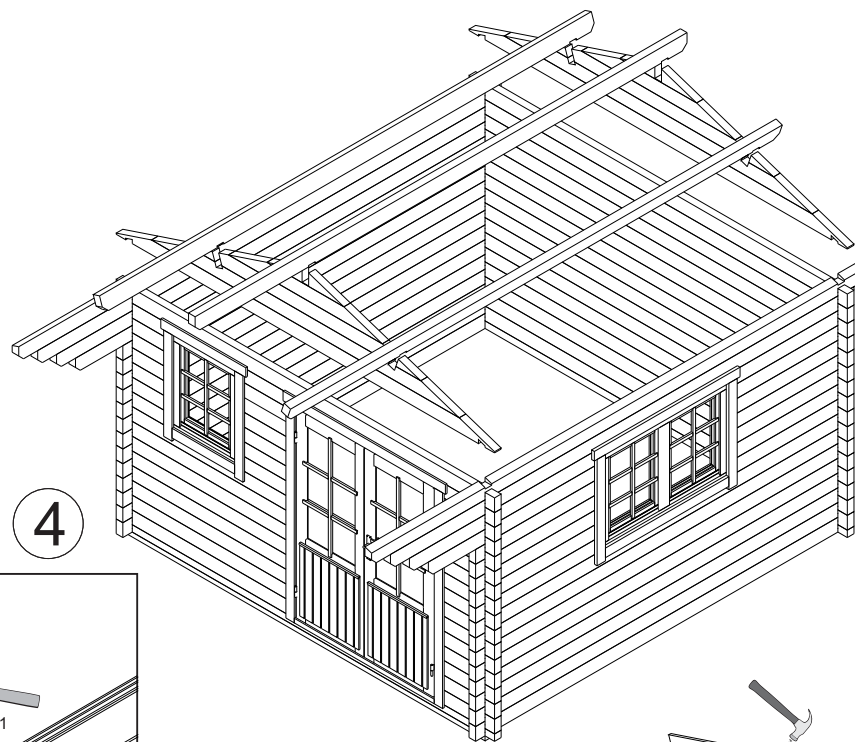
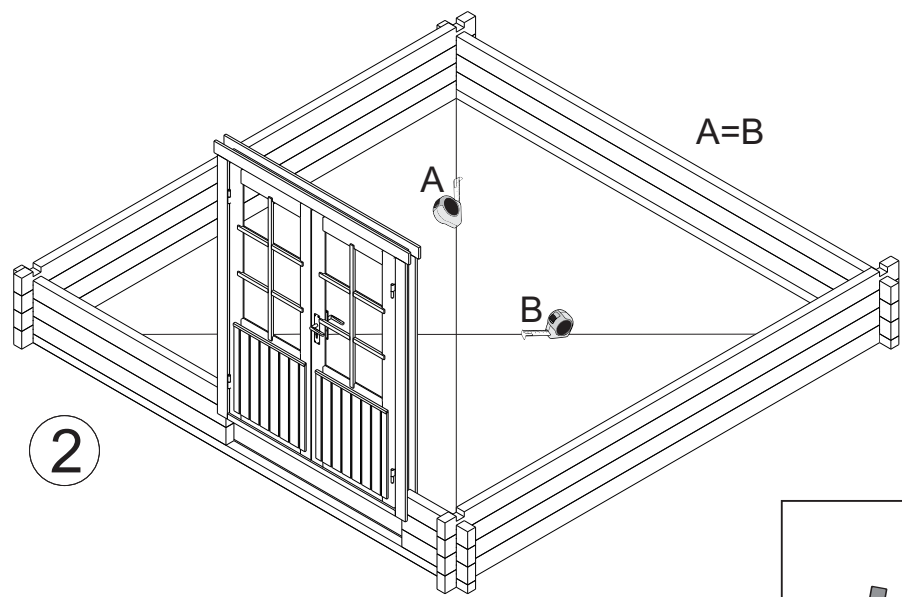


The guide is illustrative. This guide is not project specification.
 Der Leitfaden ist illustrativ. Dieser Leitfaden ist keine Projektspezifikation.
 De gids is illustratief. Deze gids is geen projectspecificatie.




OPTIONS!

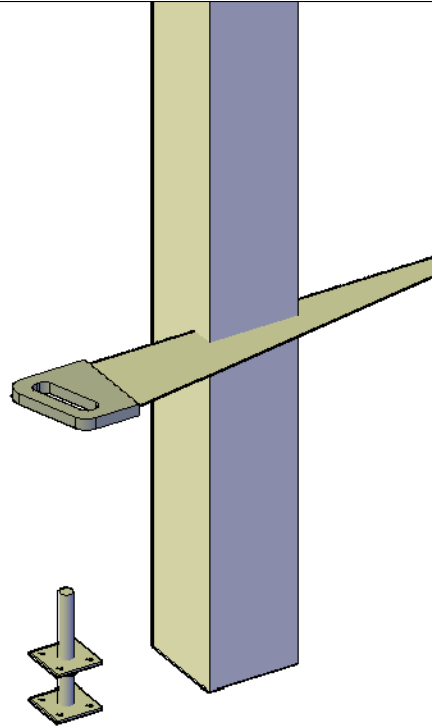





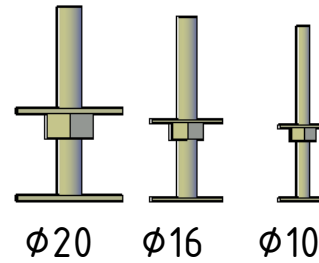
Cutting support post / Schneiden der Stützpfeiler



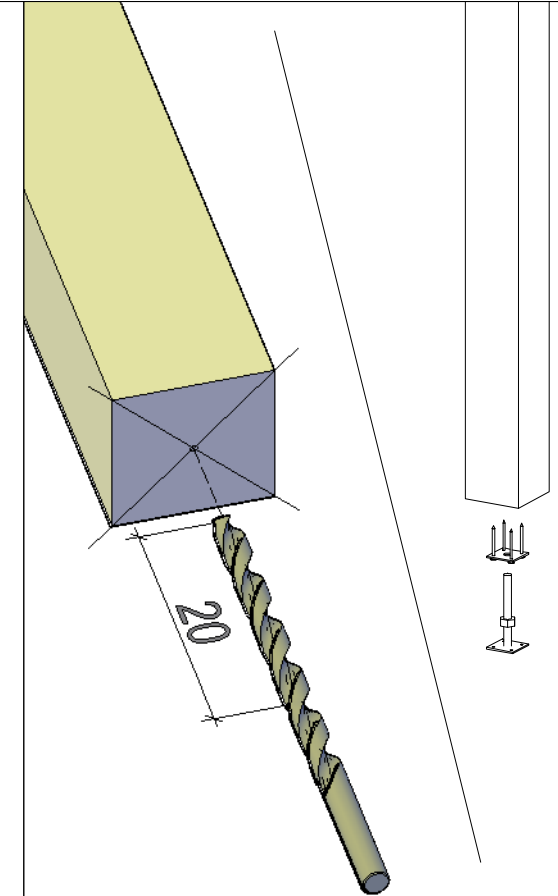
- * Adjustment space for post support should be at least 50mm.
- * Einstellraum für die Pfostenstütze muss mindestens 50mm sein.



- * Support post has extra length for various conditions. Must be sawn to suitable length on spot considering local conditions.
- * Stützpfeiler hat extra Länge für verschiedene Bedingungen. Muss vor Ort unter Berücksichtigung der örtlichen Gegebenheiten zu einer geeigneten Länge gesägt werden.



- * In some cases you need to drill a new hole for a post support. Find a matching drill bit.
- * In einigen Fällen müssen Sie ein neues Loch für die Pfostenstütze bohren. Finden Sie hier den passenden Bohrer.



- * Mark the center of the post and drill a new 20cm deep hole. Continue building.
- * Markieren Sie die Mitte des Pfeilers und bohren Sie ein neues 20cm tiefes Loch. Danach mit Aufbau weiter machen.