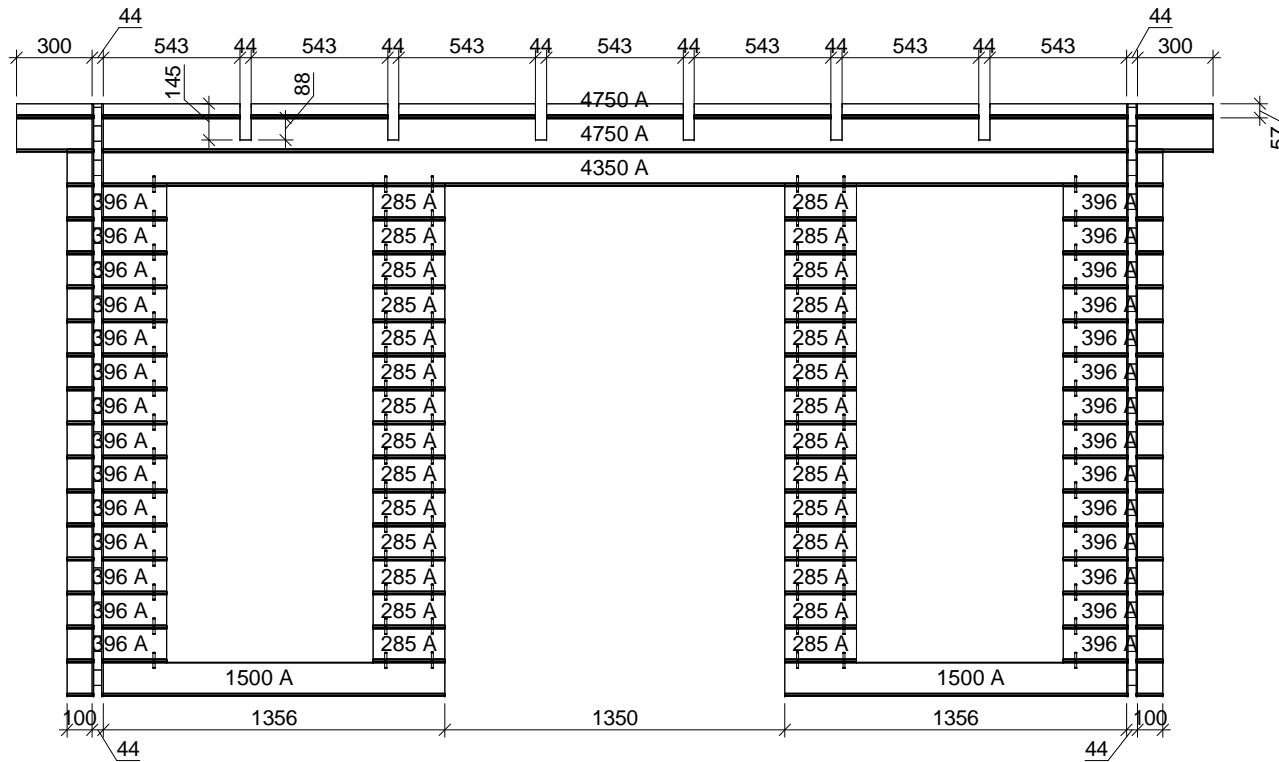


***Lory 44 Log cabin 415x330cm
44mm
Tuindecò International BV***

Project Nr.				<i>Lory 44 Log cabin 415x330cm 44mm</i>		
Dealer		COVER PAGE		Scale		
<i>Tuindecò International BV</i>						
Dealers references		-	Drawer	Sheet Nr.	Date	
		-			RB	TD

Wall logs


Log thickness	Log height	Cut Length	Count
44 mm	135 mm	285	28
44 mm	135 mm	396	28
44 mm	135 mm	1500	2
44 mm	135 mm	4350	1
44 mm	135 mm	4750	2



Project Nr.			
Lory 44 Log cabin 415x330cm 44mm			
Dealer	Wall logs		Scale
Tuindecò International BV			1 : 30
Dealers references	-	Drawer	Sheet Nr.
-	-	Author	WALL - A
-	-	Date	
		20.10.2020 10:57:19	

Wall logs

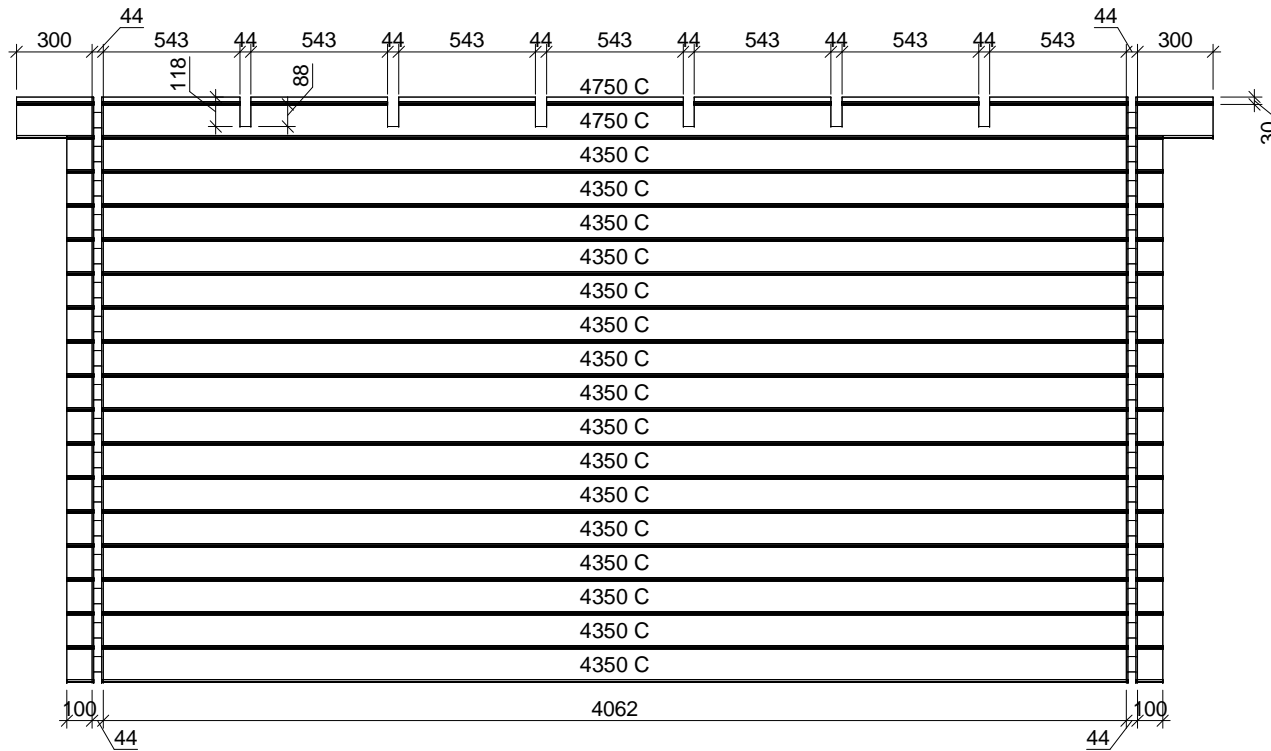
Log thickness	Log height	Cut Length	Count
44 mm	135 mm	477	12
44 mm	135 mm	752	1
44 mm	135 mm	2203	13
44 mm	135 mm	3500	2
44 mm	135 mm	4050	1
44 mm	135 mm	4325	1
44 mm	135 mm	4800	1



Project Nr.			
Lory 44 Log cabin 415x330cm 44mm			
Dealer	Wall logs		Scale
Tuindecò International BV			1 : 30
Dealers references	-	Drawer	Sheet Nr.
	-	Author	Date
	-	WALL - B	20.10.2020 10:57:19

Wall logs

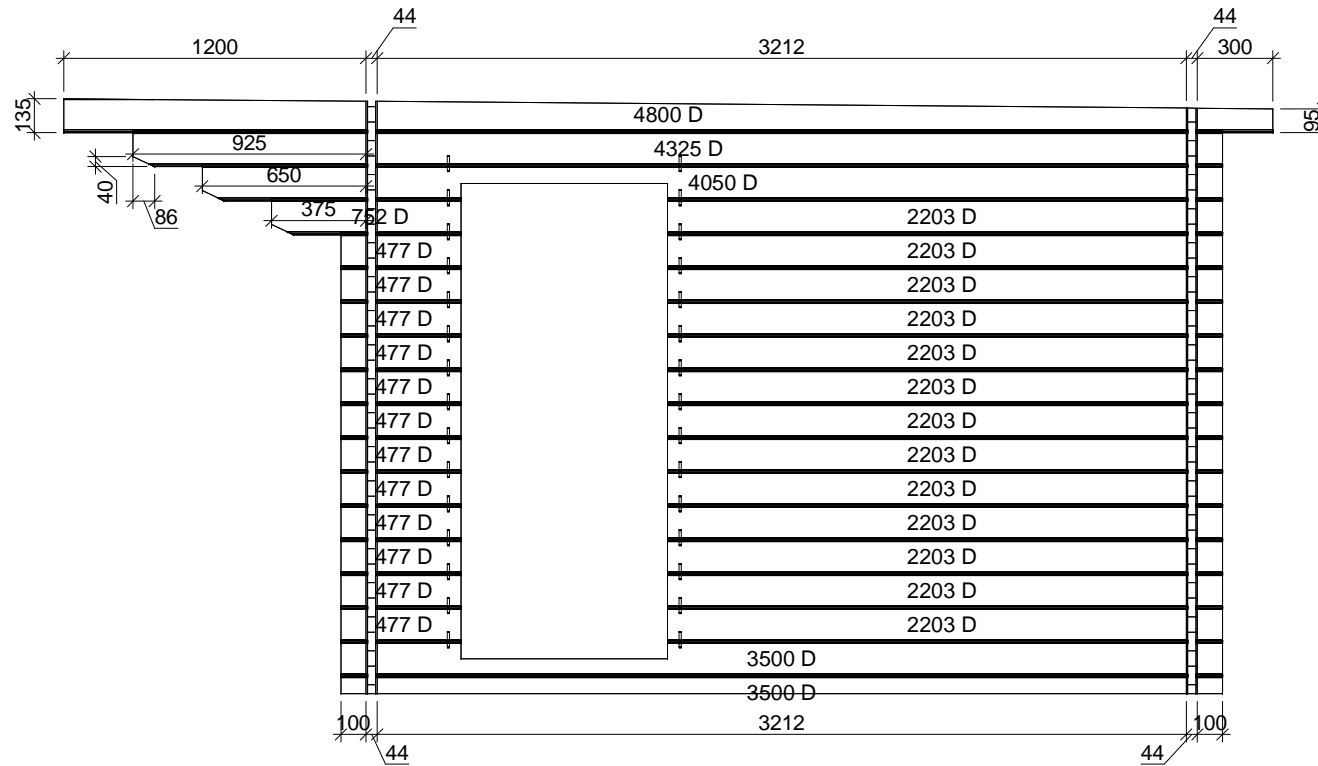
Log thickness	Log height	Cut Length	Count
44 mm	135 mm	4350	16
44 mm	135 mm	4750	2



Project Nr.			
Lory 44 Log cabin 415x330cm 44mm			
Dealer	Wall logs	Scale	
Tuindeco International BV		1 : 30	
Dealers references	-	Drawer	Sheet Nr.
-	-	Author	WALL - C
-	-	Date	
-	-	20.10.2020 10:57:19	

Wall logs

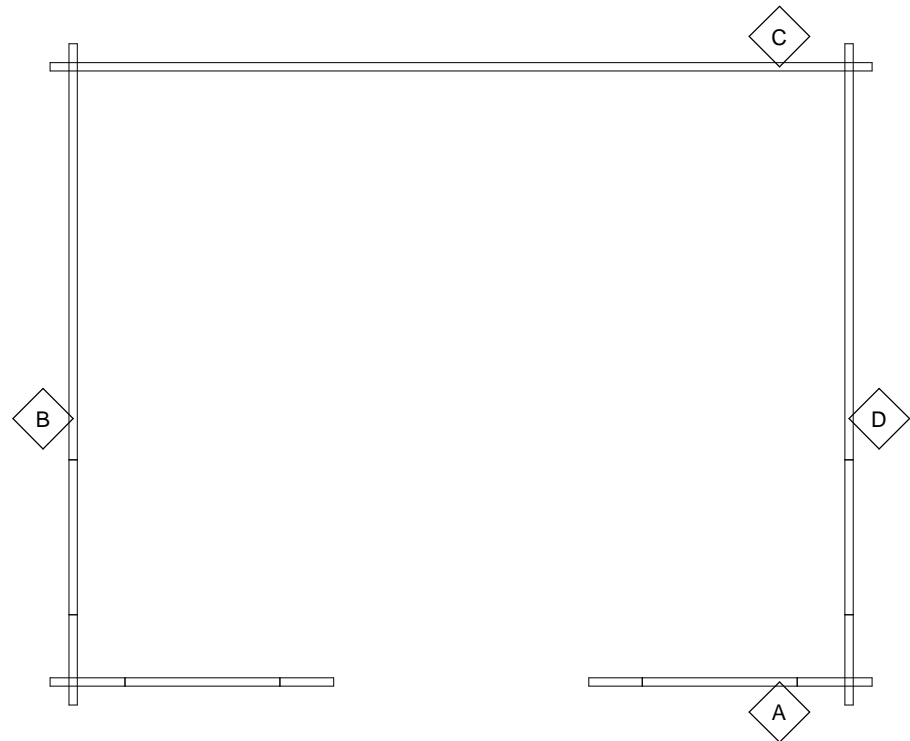
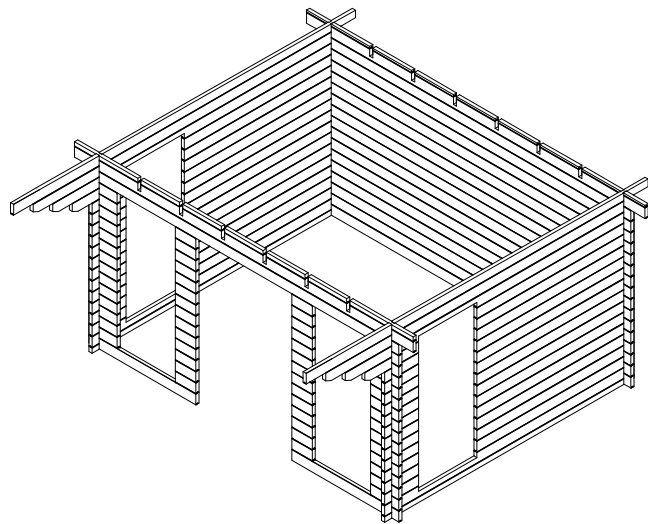
Log thickness	Log height	Cut Length	Count
44 mm	135 mm	477	12
44 mm	135 mm	752	1
44 mm	135 mm	2203	13
44 mm	135 mm	3500	2
44 mm	135 mm	4050	1
44 mm	135 mm	4325	1
44 mm	135 mm	4800	1



Project Nr.			
Lory 44 Log cabin 415x330cm 44mm			
Dealer		Wall logs	Scale
TuindecO International BV			1 : 30
Dealers references		Drawer	Sheet Nr.
		RB	WALL - D
		Date 20.10.2020 10:57:19	

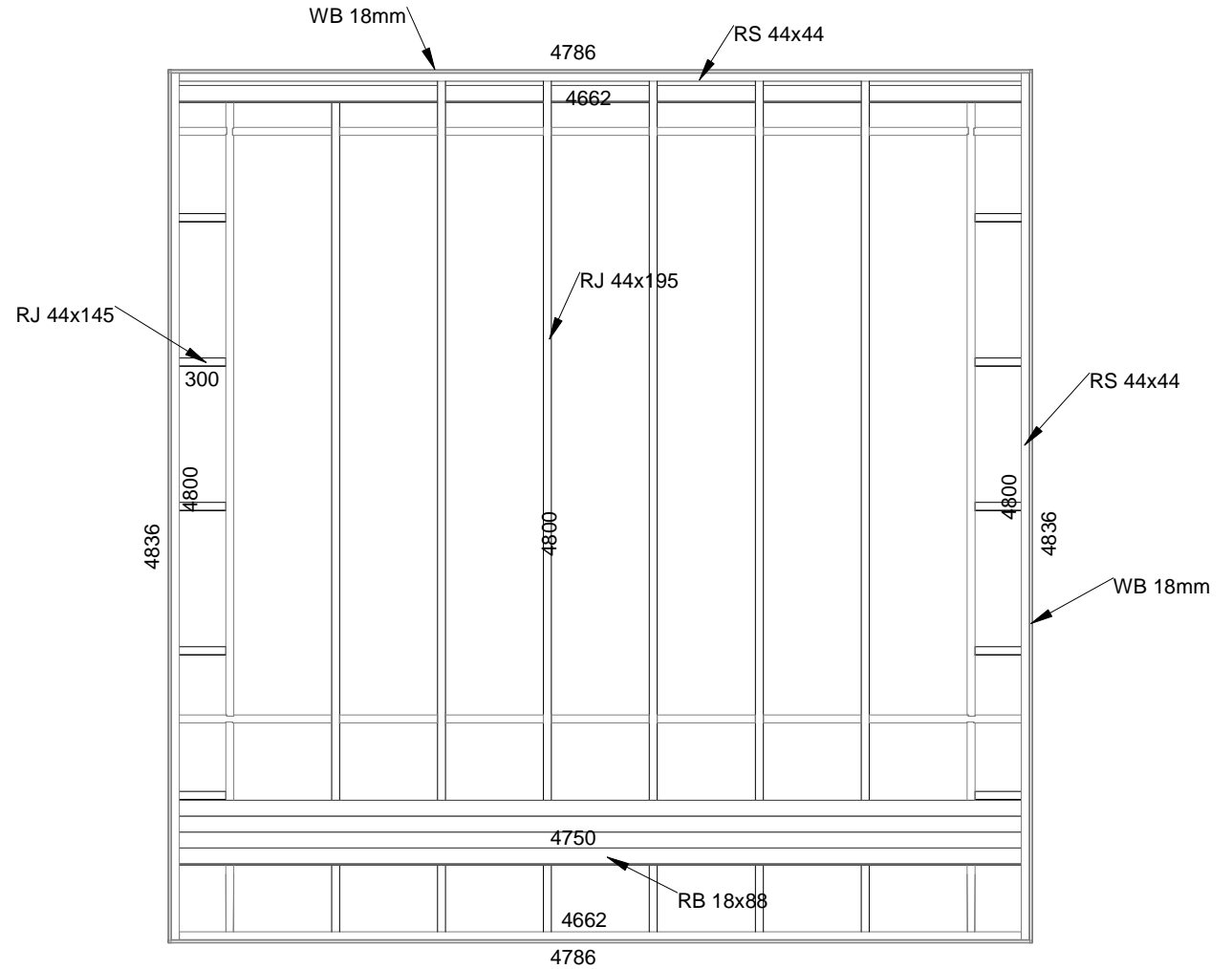
LOG WALL NUMBERING

LOG WALL 3D VIEW

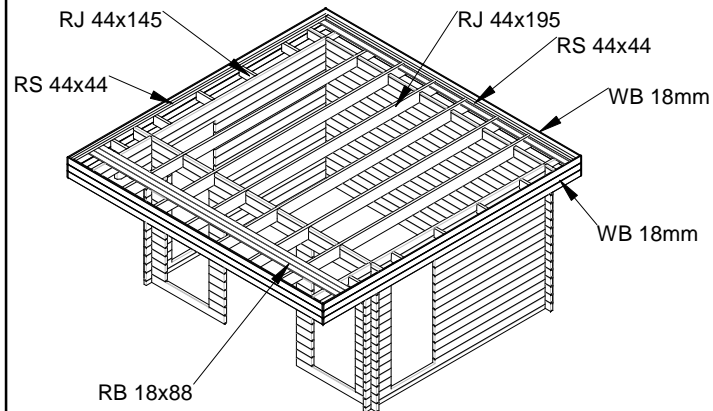


Project Nr.			
Lory 44 Log cabin 415x330cm 44mm			
Dealer	LOG WALL POSITIONS		Scale
Tuindecò International BV			1 : 40
Dealers references	-	Drawer	Sheet Nr.
	-	RB	TD-1
	-		20.10.2020 10:57:22

ROOF PARTS PLAN

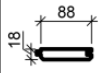
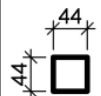
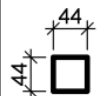
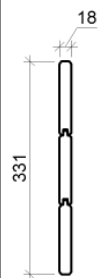



ROOF PARTS ASSEMBLY VIEW



Project Nr.			
Lory 44 Log cabin 415x330cm 44mm			
Dealer	ROOF PARTS		Scale
Tuindeco International BV			1 : 40
Dealers references	-	Drawer	Sheet Nr.
-	-	RB	TD-2
-	-		20.10.2020 10:57:23

ROOF PART SCHEDULE

Type Image	Keynote	Description	Count	Cut Length	Volume
	RB 18x88	Roof board 18mm	55	4750	0.405 m ³
	RS 44x44	Roof side board 44x44	2	4662	0.018 m ³
	RS 44x44	Roof side board 44x44	2	4800	0.019 m ³
	WB 18mm	Wind board 18mm	2	4786	0.056 m ³
	WB 18mm	Wind board 18mm	2	4836	0.057 m ³
0.554 m³					

Notes:

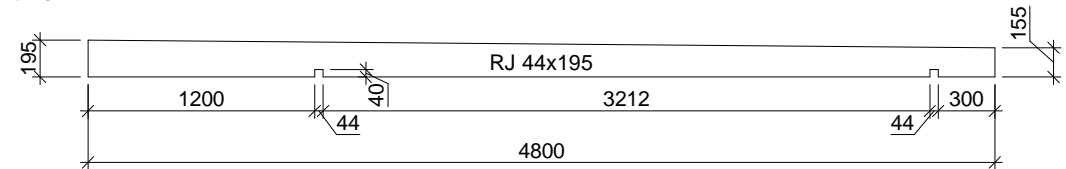
- All wind boards are provided longer, for precise cut on site.

SCREW AND FIXING SCHEDULE

Keynote	Length	Description	Count	Model
3.5x45	45	Screw	605	Roof board screws
5x100	100	Screw	45	Top log screws
5x120	120	Screw	20	Roof joist screws
6x200	200	Screw	12	Roof joist screws
WP	50		150	Wood Pin

ROOF JOISTS DETAIL VIEWS

Front view



ROOF JOIST SCHEDULE

Keynote	Description	Count	Cut Length	Volume
RJ 44x145	Roof joist 44x145	10	300	0.019 m ³
RJ 44x195	Roof joist 44x195	6	4800	0.242 m ³
0.261 m³				

Project Nr.

Lory 44 Log cabin 415x330cm 44mm

Dealer	ROOF PART SCHEDULE		Scale	
Tuindecò International BV			1 : 40	
Dealers references	-	Drawer	Sheet Nr.	Date
	-	RB	TD-3	20.10.2020 10:58:46