
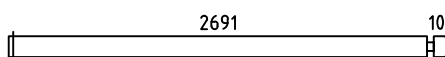
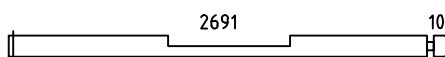


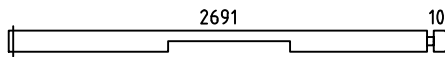
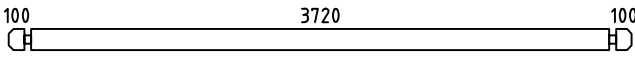
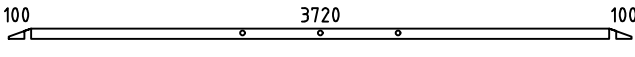
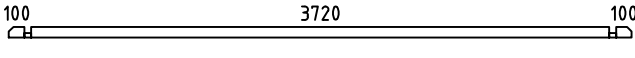
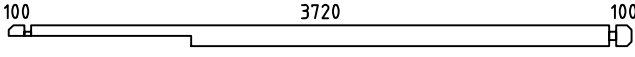
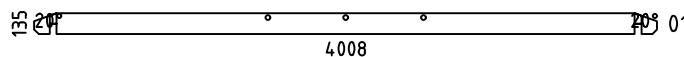
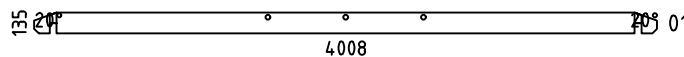



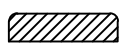



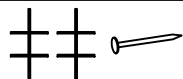




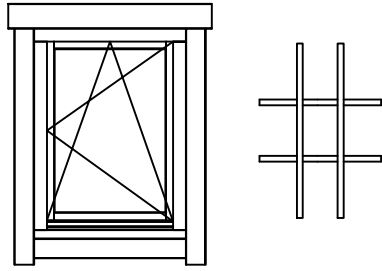
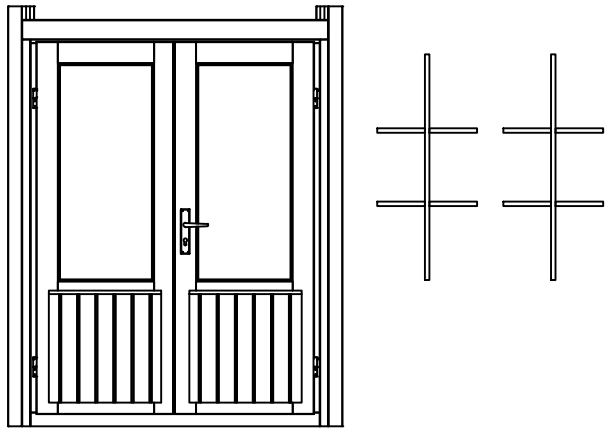

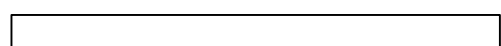



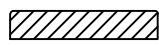


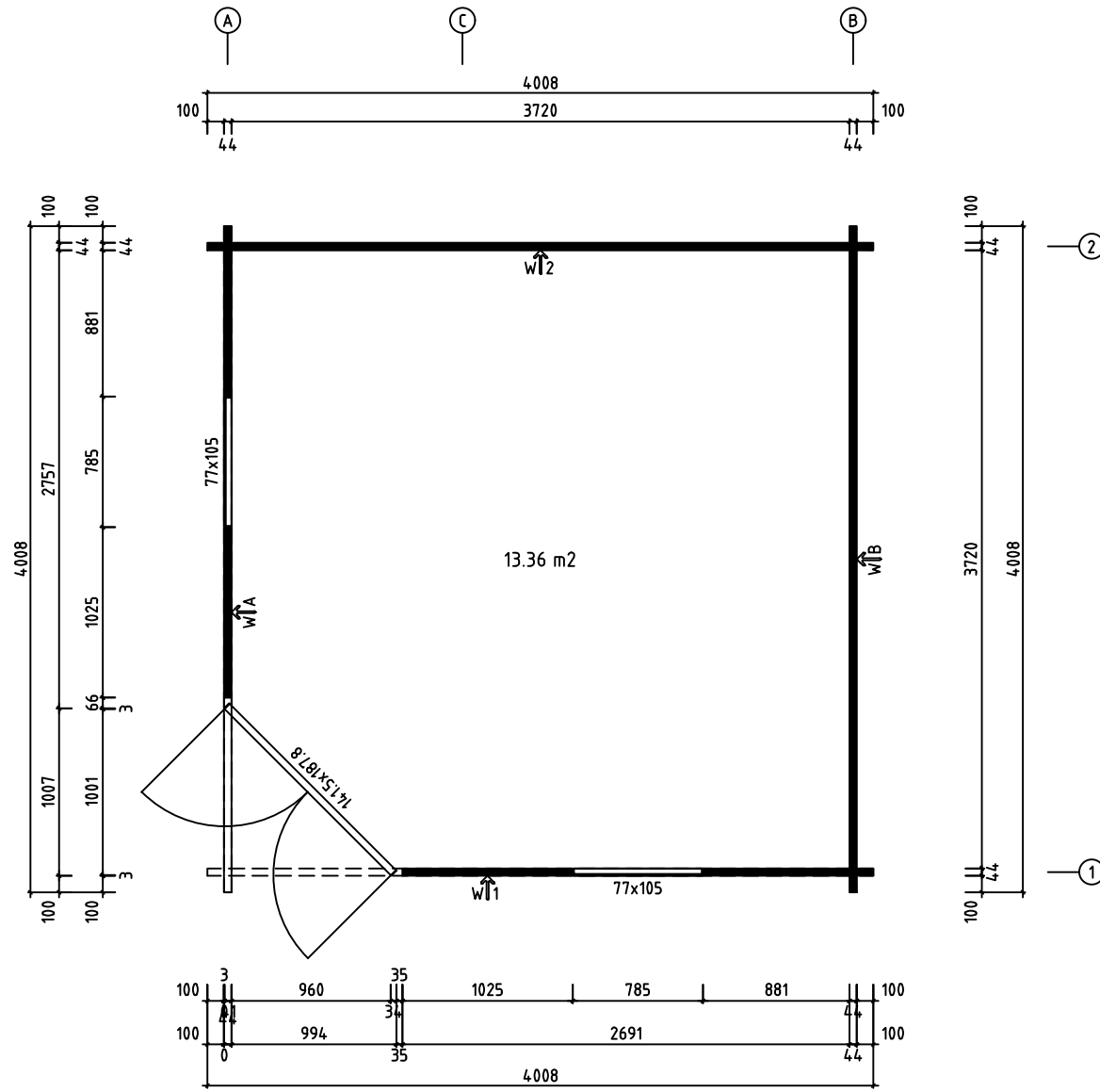


Lotte44

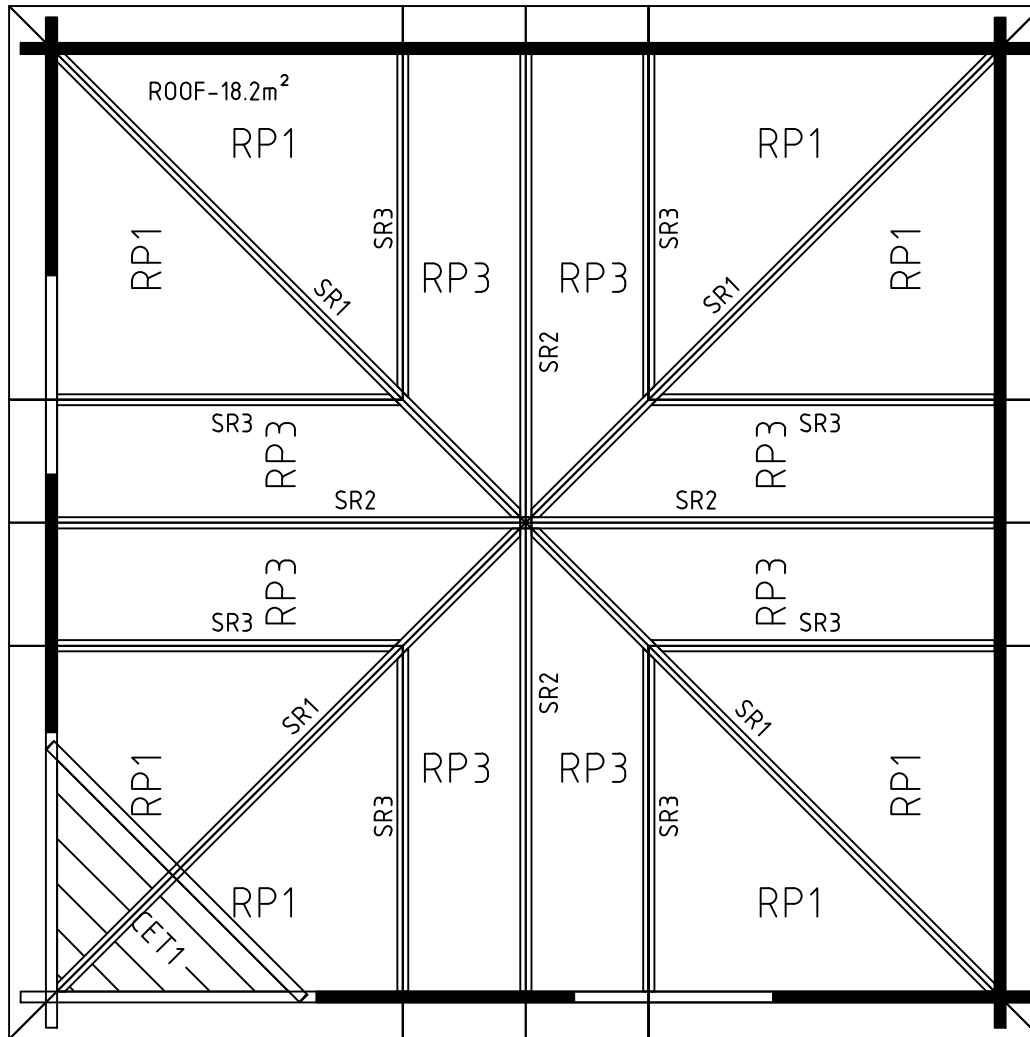
Pos	Specification-Spezifikation-Specificatie-Nomenclature-Elementi-Especificacion Lotte44	Qty	Profile (mm)	Lenght (mm)		
001		1	44x68	2835		
002		11	44x135	2835		
003		1	44x135	2835		
004		15	44x135	1025		
005		15	44x135	1025		
006		1	44x135	2835		
007		31	44x135	4008		
008		2	44x68	4008		
009		1	44x68	4008		
010		1	44x135	4008		
WA-1		1				
WB-1		1				
SR1	RAFTER-DACHSPARREN-DAKSPAR 	4	44x114	2712		
SR2	RAFTER-DACHSPARREN-DAKSPAR 	4	44x114	1998		
SR3	RAFTER-DACHSPARREN-DAKSPAR 	4+4	44x114	1502		
GB-1	Gable board 70-Giebelblende-Gevelplank-Planche de rive-Tavola di bordo-Tabla de borde 	4	18x70	4250		
CET1	Ceiling element 1-Deckenelement-Plafond element-Panneau de plafond-Pannelo da soffitto-Panel de techo 	1	931x1316			
C8x80	Coach screw kit 8x80-Holzschraube-Houtdraadbout-Tirefond-Vite tirafondo-Tornillo entrenador 	12	8x80			
	Double door kit ISO-Doppeltür satz-Dubbele deur set-Kit double porte-Kit porta-Kit para puerta 	1	4xØ5x70 2xØ3x25 4xØ5x90			
	Nail 1.6x30-Nagel-Spijker-Clou-Chiodo-Clavo 	20	1.6x30			
RPC	Ridge piece-Firstelement-Nokstuk-Faitage-Colmo-Cumeeira 	1				
RP1	Roof panel 1-Dach elemente-Dakpanelen-Panneau de toit-Pannelo da tetto-Panel de tejado 	4+4	1685x1590			
RP3	Roof panel 3-Dach elemente-Dakpanelen-Panneau de toit-Pannelo da tetto-Panel de tejado 	4+4	2215x485			
Kood	Lotte44	Materjal	File	Lotte44.dwg	Leht	1/2

Pos	Specification-Spezifikation-Specificatie-Nomenclature-Elementi-Especificacion Lotte44	Qty	Profile (mm)	Lenght (mm)		
	Window handle set-Fenstergriff-Raamgreep-Ferrure de fenêtre-Ferramenta finestra-Manilla ventana 	2				
	WINDOW 770x1050 W0-9DK 770x1050-44 R ISO 	2				
	DOOR 1415x1878 DD06-6P 1415x1878-44 ISO 	1				
	CORNER DOOR SET					
1	Top Jamb 	1	58x42	1415		
2	Threshold 	1	52x42	1415		
3-4	Vertical Jamb 	2	58x42	1781		
5-6	Post Set 	1+1	62x69	2020		
7-8	Cover Slat 	2	40x18	1848		
9-10	Casting 	2	18x95	1500		
	Screw-Schraube-Schroef 4x60 	16				
	Screw-Schraube-Schroef 5x90 	16				
Kood	Lotte44	Materjal	File	Lotte44.dwg	Leht	2/2

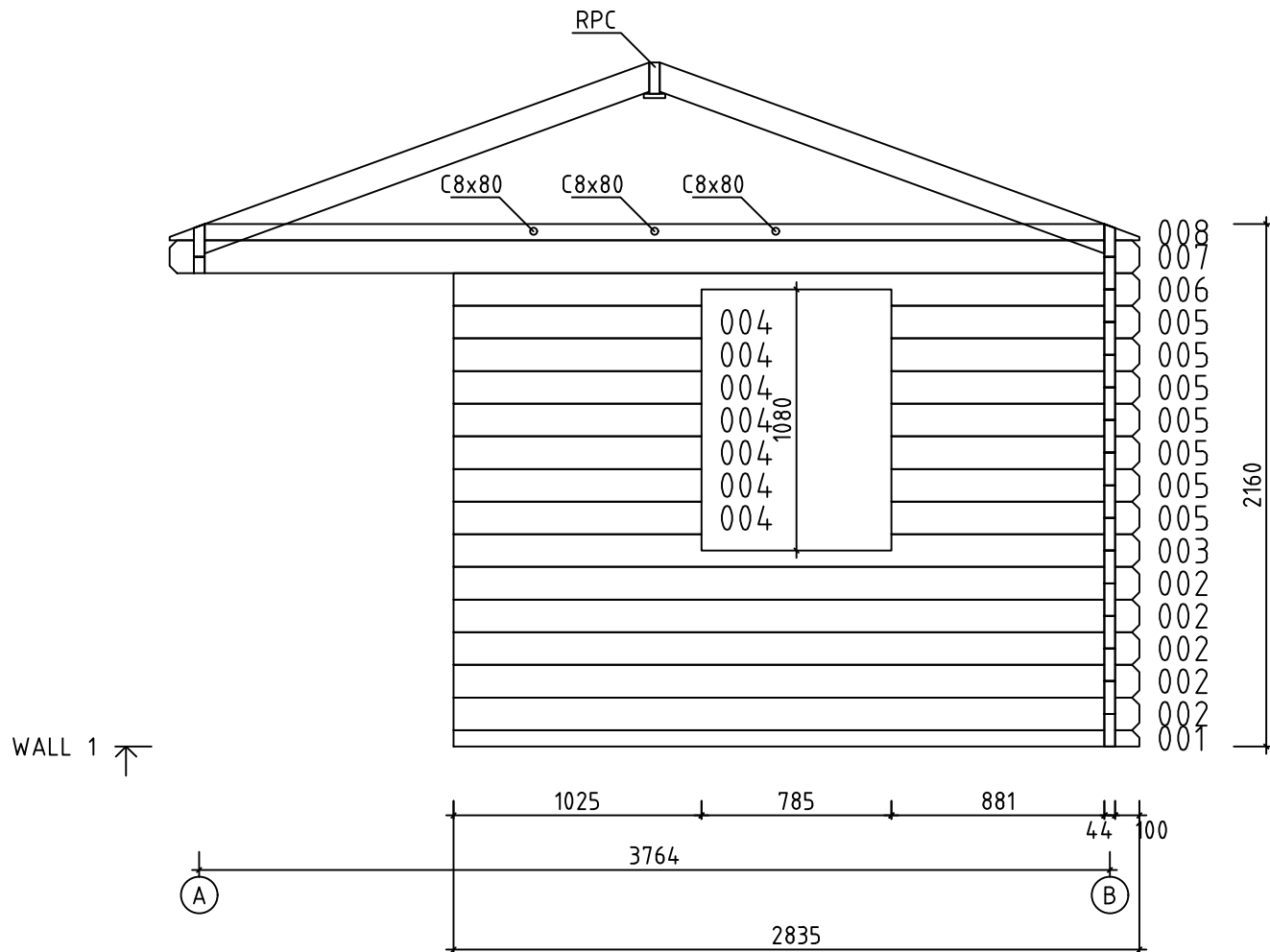
H = 1.600 m
 TOTAL: 13.36 m²



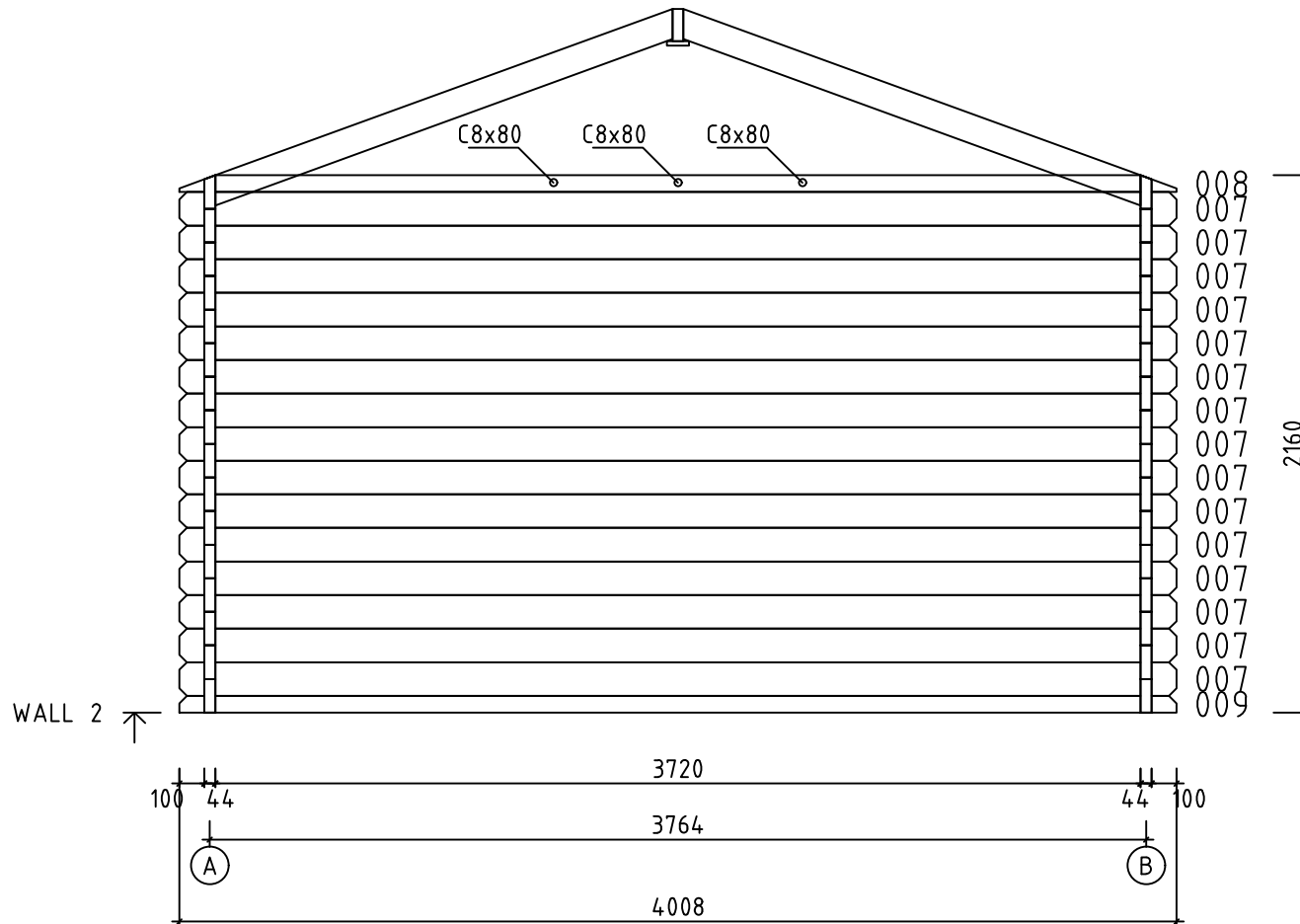
Model	Lotte44	Page	
Drawing	PLAN	Scale	1:30
Material	44x135	Date	12.12.2022
File	Lotte44.dwg	Drawn by	



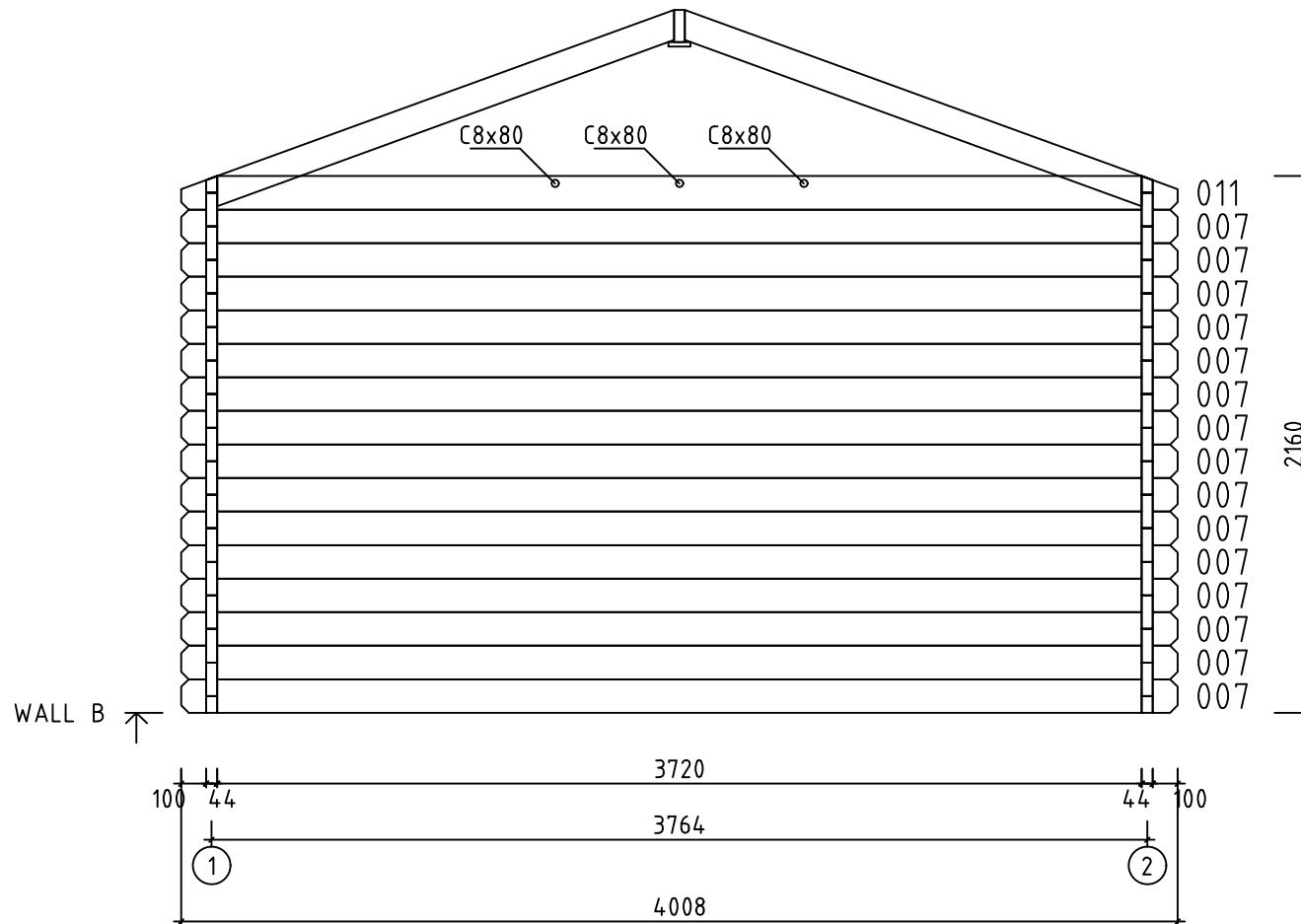
Model	Lotte44	Page	
Drawing	ROOF	Scale	1:30
Material	44x135	Date	12.12.2022
File	Lotte44.dwg	Drawn by	



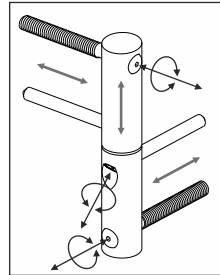
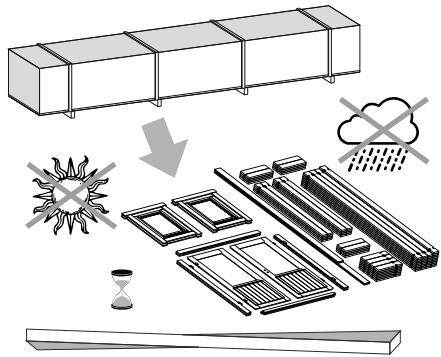
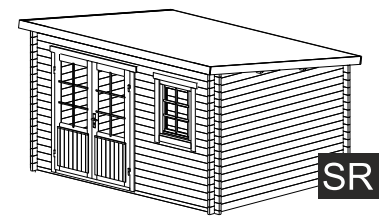
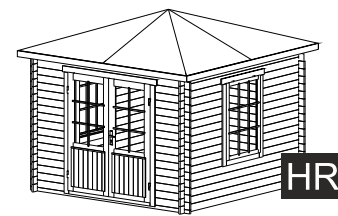
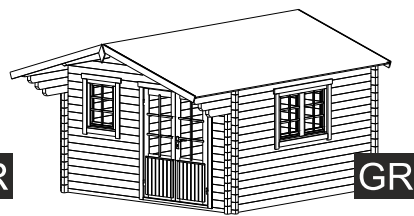
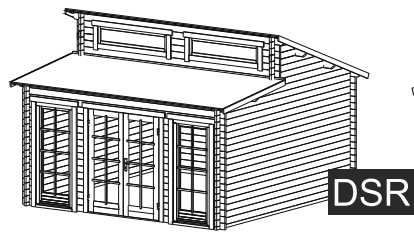
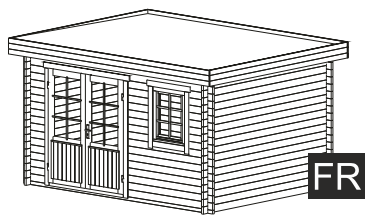
Model	Lotte44	Page	5
Drawing	WALL 1	Scale	1:30
Material	4.4x13.5	Date	12.12.2022
File	Lotte44.dwg	Drawn by	



Model	Lotte44	Page	6
Drawing	WALL 2	Scale	1:30
Material	4.4x13.5	Date	12.12.2022
File	Lotte44.dwg	Drawn by	

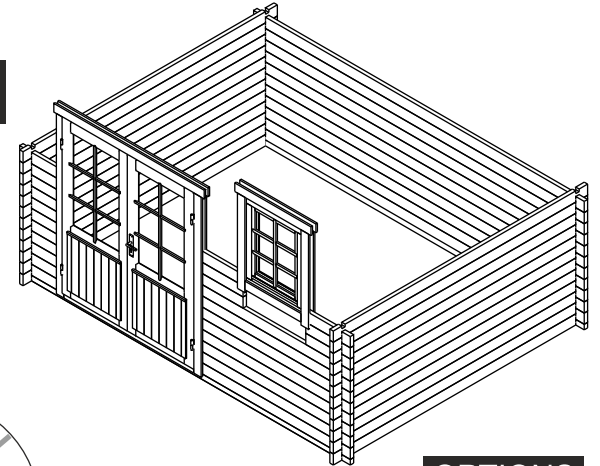


Model	Lotte44	Page	3
Drawing	WALL B	Scale	1:30
Material	4.4x13.5	Date	12.12.2022
File	Lotte44.dwg	Drawn by	

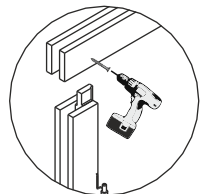
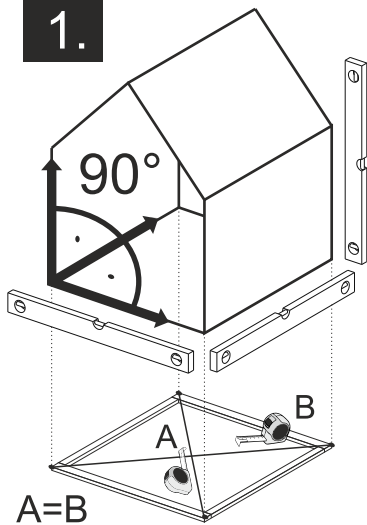


ADJUSTABLE HINGES

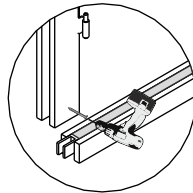
3.



1.

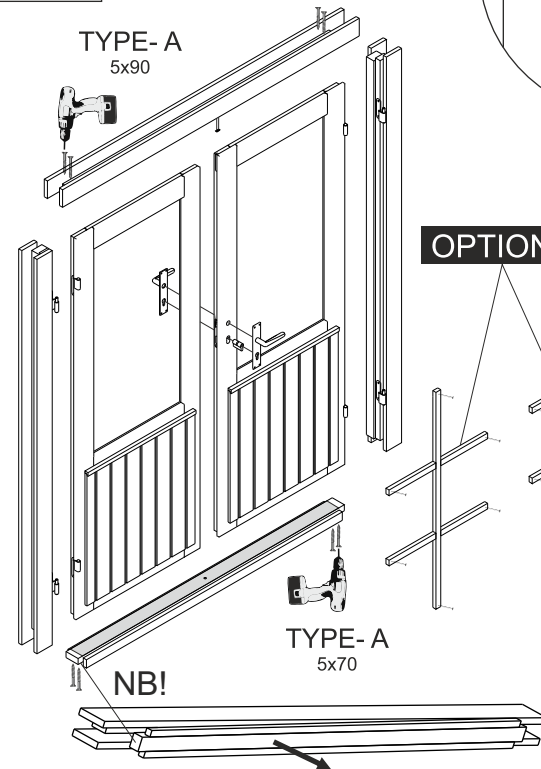


TYPE- B
4x60



TYPE- A
5x70

2.



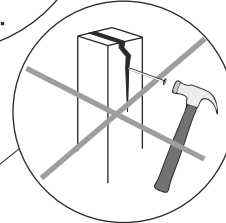
TYPE- A
5x90

NB!

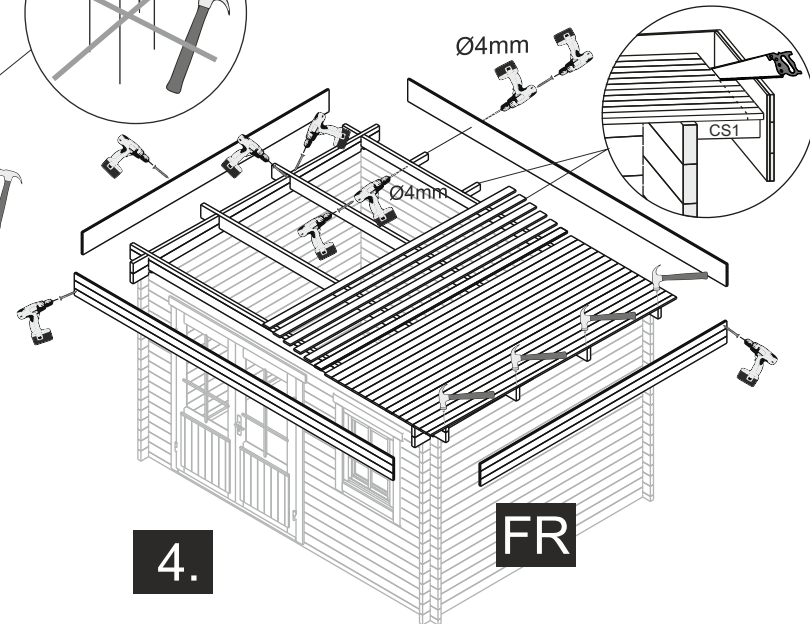
OPTIONS



1. 2.



OPTIONS



Ø4mm

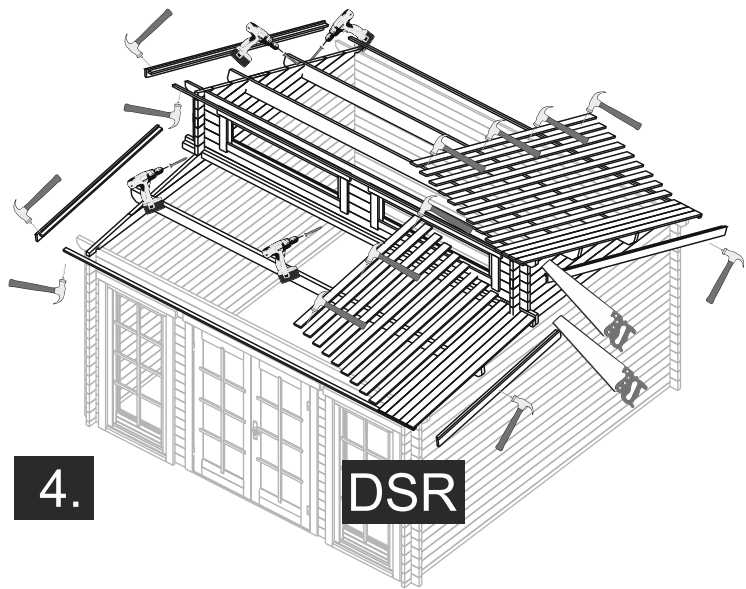
Ø4mm

CS1

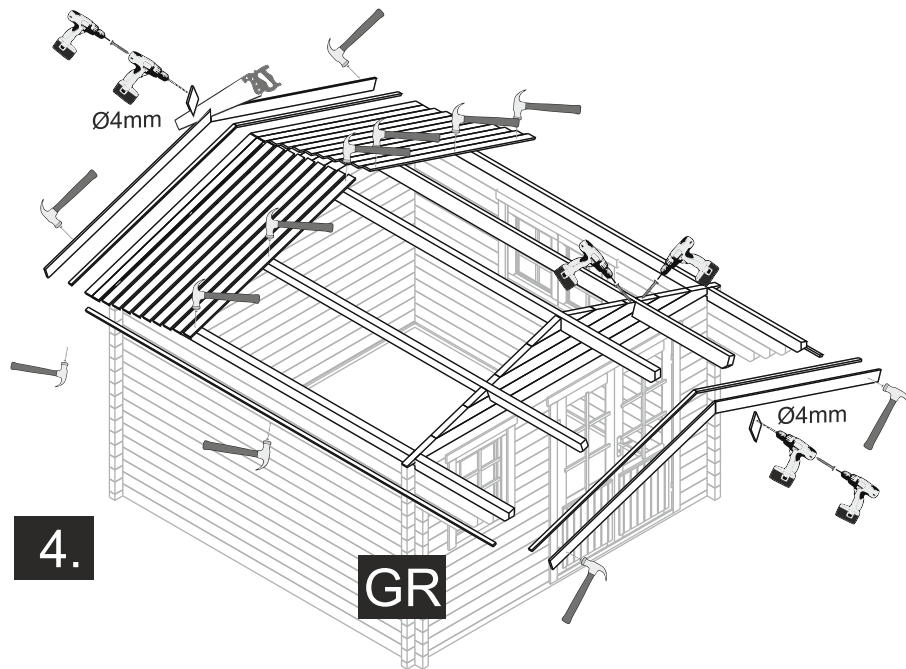
4.

FR

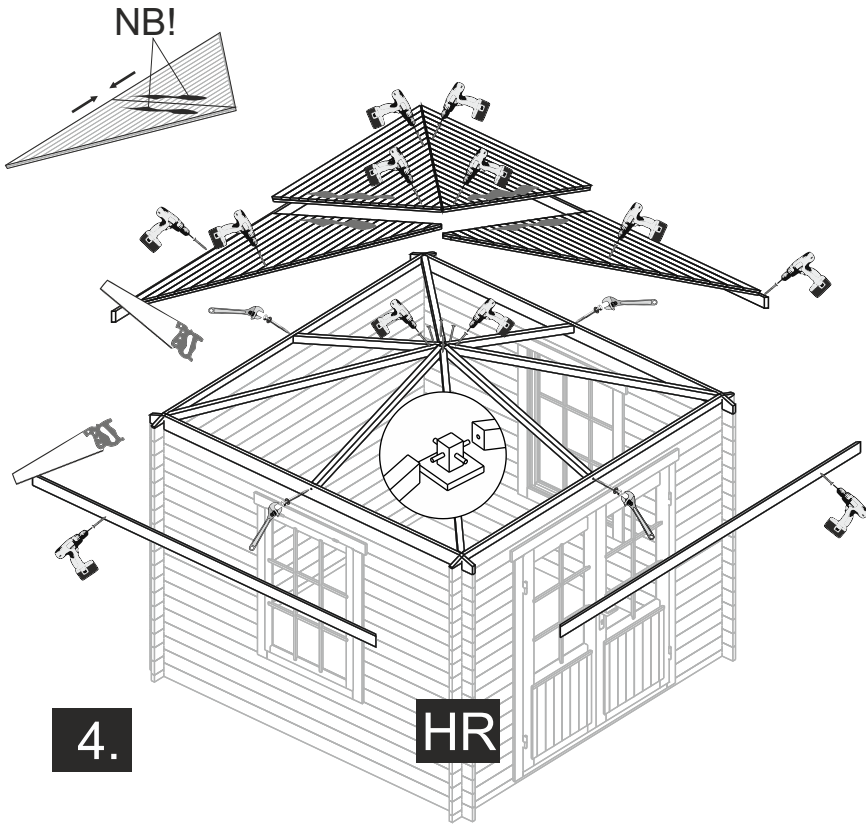
The guide is illustrative. This guide is not project specification.
Der Leitfaden ist illustrativ. Dieser Leitfaden ist keine Projektspezifikation.
De gids is illustratief. Deze gids is geen projectspecificatie.



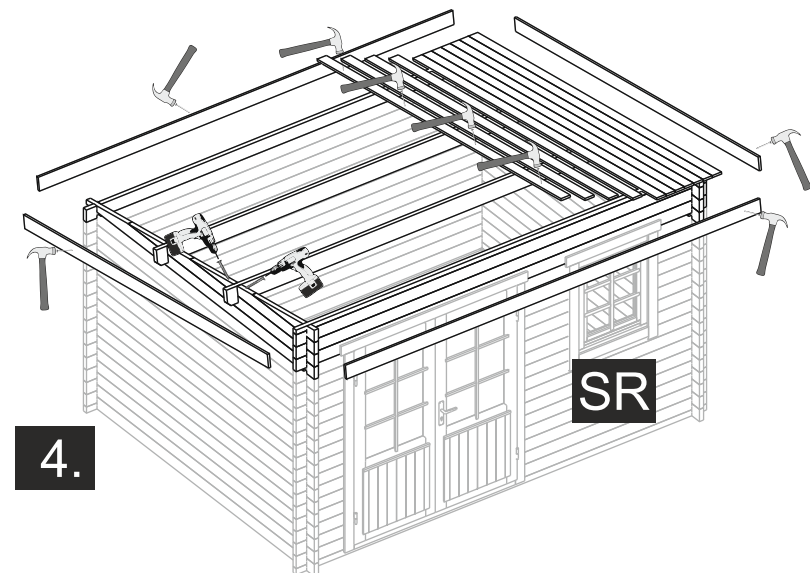
DSR



GR



HR



SR

OPTIONS

