





# STORAGE SHEDS

## YUKON™ 11ft SERIES



**15** Year **WARRANTY**

Models	11' x 9'	11' x 13.1'	11' x 17.2'	11' x 21.3'
Sizes (L x W x H)	271 x 332 x 252 cm 8'11" x 10'11" x 8'3"	393 x 332 x 252 cm 12'12" x 10'11" x 8'3"	519 x 332 x 252 cm 17' x 10'11" x 8'3"	643 x 332 x 252 cm 21'1" x 10'11" x 8'3"
Covering Area	9 m <sup>2</sup>   96.8 ft <sup>2</sup>	13.1 m <sup>2</sup>   141.2 ft <sup>2</sup>	17.2 m <sup>2</sup>   185.5 ft <sup>2</sup>	21.3 m <sup>2</sup>   229.3 ft <sup>2</sup>
Volume	16.1 m <sup>3</sup>   569.6 ft <sup>3</sup>	24.1 m <sup>3</sup>   849.9 ft <sup>3</sup>	32 m <sup>3</sup>   1129.4 ft <sup>3</sup>	39.9 m <sup>3</sup>   1409.5 ft <sup>3</sup>

Structure	 Aluminum   Silver			
Wall Colors	 Grey			
Panel Glazing	 <b>Roof</b> Solid Thermo PC   0.9 mm   Clear		 <b>Walls</b> Multiwall PC   10 mm   Opaque	
Light Transmission	10 %		0 %	
Wind Resistance	100 km/hr   62 ml/hr			
Snowload <small>50% margin of safety</small>	100 kg/m <sup>2</sup>   20.5 lbs/ft <sup>2</sup>	75 kg/m <sup>2</sup>   15 lbs/ft <sup>2</sup>	100 kg/m <sup>2</sup>   20.5 lbs/ft <sup>2</sup>	100 kg/m <sup>2</sup>   20.5 lbs/ft <sup>2</sup>